

Dr. N.G.P.ARTS AND SCIENCE COLLEGE (Autonomous)

REGULATIONS 2019-20 for Under Graduate Programme (Outcome Based Education model with Choice Based Credit System)

B.Sc. Degree

(For the students admitted during the academic year 2021-22 and onwards)

Programme: B.Sc. Costume Design and Fashion

Eligibility

A candidate who has passed in Higher Secondary Examination with any Academic Stream or Vocational Stream as one of the subjects under Higher Secondary Board of Examination and as per the norms set by the Government of Tamil Nadu or an Examination accepted as equivalent there to by the Academic Council, subject to such conditions as may be prescribed thereto are permitted to appear and qualify for the **Bachelor of Costume Design And Fashion Degree Examination** of this College after a Programme of study of three academic years.

Programme Educational Objectives

The Curriculum is designed to attain the following learning goals which students shall accomplish by the time of their graduation:

1. To educate the students about textiles and garment industries
2. To train the students with technical knowledge in textiles/fashion designing and manufacturing processes
3. To enhance creativity in fashion designing and to develop entrepreneur skills
4. To impart managerial and merchandising abilities.



PROGRAMME OUTCOMES:

On the successful completion of the program, the following are the expected outcomes

PO Number	PO Statement
PO1	Understand about design concepts to develop them exceptionally good
PO2	Apply knowledge on advance information technology and develop to communicate effectively
PO3	Analyze and apply knowledge of various process in textiles, design and fashion
PO4	Apply critical thinking skills within the context of professional in apparel industry
PO5	Develop entrepreneurs skill management and team building



Guidelines for Programmes offering Part I & Part II for Two Semesters:

Part	Subjects	No.of Papers	Credit	Semester No.
I	Tamil / Hindi / French/Malayalam	2	2 x 3 = 6	I & II
II	English	2	2 x 3 = 6	I & II
III	Core (Credits 2,3,4)	18-20	70	I to VI
	Inter Departmental Course (IDC)		16	I to IV
	Discipline Specific Elective (DSE)	3	3 x 4 =12	V & VI
	Skill Enhancement Course(SEC)	4	4 x 3=12	III ,IV,V& VI
	Generic Elective(GE)	2	2 x 2=4	III & IV
	Lab on Project (LoP)	1	1	III to V
IV	Environmental Studies(AECC)	1	2	I
	Value Education (VE) (Human Rights, Womens' Rights) (AECC)	2	4	II and III
	General Awareness(On-Line Exam) (AECC)	1	2	IV
	RM (AECC)	1	2	V
	Innovation, IPR, Entrepreneurship (AECC)	1	2	VI
V	Extension Activity NSS / Sports / Department Activity	-	1	I to VI
TOTAL CREDITS			140	




CURRICULUM

B.Sc. COSTUME DESIGN AND FASHION PROGRAMME

Course Code	Course Category	Course Name	L	T	P	Exam (h)	Max Marks			Credits
							CIA	ESE	Total	
First Semester										
Part - I										
211TL1A1TA	Language - I	Tamil-I	4	1	-	3	25	75	100	3
201TL1A1HA		Hindi-I								
201TL1A1MA		Malayalam-I								
201TL1A1FA		French - I								
Part - II										
211EL1A1EA	Language - II	Professional English - I	4	-	1	3	25	75	100	3
Part - III										
202CF1A1CA	Core	Fashion Designing	4	-	-	3	25	75	100	4
202CF1A1CP	Core Practical	Fashion Designing Lab	-	-	4	3	40	60	100	2
192CF1A1CQ	Core Practical	Apparel Designing Lab	-	-	6	3	40	60	100	3
194CT1A1IA	IDC - I	Computers in the Garment Industry	4		-	3	25	75	100	4
Part - IV										
193MB1A1AA	AECC - I	Environmental Studies	2	-	-	3	-	50	50	2
Total			18	1	11				650	21

BoS Chairman/HoD
Department of Costume Design & Fashion
Dr. N. G. P. Arts and Science College
Coimbatore - 641 048

 Dr.N.G.P. Arts and Science College		
APPROVED		
BoS- 11 th	AC - 11 th	GB - 15 th
15.5.2021	9.8.2021	17.8.2021



Dr.NGPASC

COIMBATORE | INDIA

Course Code	Course Category	CourseName	L	T	P	Exam(h)	MaxMarks			Credits
							CIA	ESE	Total	
Second Semester										
Part-I										
191TL1A2TA	Language-I	Tamil-II	4	1	-	3	25	75	100	3
201TL1A2HA		Hindi-II								
201TL1A2MA		Malayalam-II								
201TL1A2FA		French-II								
Part-II										
211EL1A2EA	Language-II	Professional English -II	4	1	-	3	25	75	100	3
Part-III										
202CF1A2CA	Core-II	Textile Science	4	-	-	3	25	75	100	4
202CF1A2CB	Core-III	Sewing Technology	4	-	-	3	25	75	100	4
202CF1A2CP	Core Practical - III	Textile Science lab	-	-	6	3	40	60	100	3
196BM1A2IA	IDC-II	Entrepreneurial Development	4	-	-	3	25	75	100	4
Part-IV										
196BM1A2AA	AECC-II	Human Rights	2	-	-	3	-	50	50	2
Total			22	2	6	-	-	-	650	23



Course Code	Course Category	CourseName	L	T	P	Ex am (h)	MaxMarks			Credits
							CIA	ESE	Total	
Third Semester										
202CF1A3CA	Core-IV	Pattern Making and Grading	4	-	-	3	25	75	100	4
202CF1A3CB	Core-V	Fabric Construction	4	-	-	3	25	75	100	4
192CF1A3CC	Core-VI	Surface Embellishment	3	1	-	3	25	75	100	4
202CF1A3SP	SEC-I	Garment Construction Lab -I	-	-	6	3	40	60	100	3
192CE1A3IB	IDC-III	Chemistry in Textiles	4	-	-	3	25	75	100	4
202CF1A3CP	Core Practical -IV	Fabric Construction Lab		-	4	3	40	60	100	2
	GE-I		2	-	-	2	-	50	50	2
	LoP	Lab on Project	-	-	-	-	-	-	-	-
Part-IV										
191TL1A3AA	AECC -III	Basic Tamil	2	-	-	3	-	50	50	2
191TL1A3AB		Advanced Tamil								
195CR1A3AA		Women's Rights								
Total			19	1	10				700	25



Course Code	Course Category	Course Name	L	T	P	Exam (h)	Max Marks			Credits
							CIA	ESE	Total	
Fourth Semester										
Part-III										
202CF1A4CA	Core - VII	Traditional Textiles and Costumes of India	5	-	-	3	25	75	100	4
202CF1A4CB	Core- VIII	Organisation of Garment Unit	5	-	-	3	25	75	100	4
202CF1A4SA	SEC - II	Textile Printing	5	-	-	3	25	75	100	4
202CF1A4SP	Core Practical - V	Embroidery and Accessory Designing Lab	-	-	6	3	40	60	100	3
195AT1A4IB	IDC - IV	Business Accounting	5	-	-	3	25	75	100	4
	GE - II		2	-	-	2	-	50	50	2
	LoP	Lab on Project	-	-	-	-	-	-	-	-
Part-IV										
191TL1A4AA	AECC -IV	Basic Tamil	2	-	-	3	-	50	50	2
191TL1A4AB		Advanced Tamil								
192PY1A4AA		General awareness								
Total			24	-	6	-	-	-	600	23



Course Code	Course Category	Course Name	L	T	P	Exam (h)	Max Marks			Credits
							CIA	ESE	Total	
Fifth Semester										
Part-III										
202CF1A5CA	Core - IX	Wet Processing and Dyeing	4	-	-	3	25	75	100	4
202CF1A5CP	Core Practical - VI	Wet Processing, Dyeing and Printing Lab	-	-	4	4	40	60	100	2
202CF1A5CQ	Core Practical - VII	Draping Lab	-	-	4	3	40	60	100	2
202CF1A5CR	Core Practical - VIII	Computer Aided Designing Lab - I	-	-	6	3	40	60	100	3
202CF1A5SP	SEC - III	Garment Construction Lab- II	-	-	6	4	40	60	100	3
192CF1A5DA	DSE - I	Garment Quality and Cost Control	4	-	-	3	25	75	100	4
192CF1A5DB		Introduction to Technical Textiles								
192CF1A5DC		Fashion Photography								
192CF1A5TA	IT	Industrial Training	Grade A to C							
192CF1A5LA	LoP	Lab on Project	-	-	-	-	50	-	50	1
Part - IV										
192MT1A5AA	AECC - V	Research Methodology	2	-	-	3	-	-	50	2
Total			10	-	20				700	21



Course Code	Course Category	Course Name	L	T	P	Exam (h)	Max Marks			Credits
							CIA	ESE	Total	
Sixth Semester										
Part-III										
202CF1A6CA	Core – X	Textile finishes	4	-	-	3	25	75	100	4
202CF1A6CB	Core - XI	Visual Merchandising	4	-	-	3	25	75	100	4
202CF1A6CC	Core - XII	Eco-textiles and its sustainability	4	-	-	3	25	75	100	4
202CF1A6CP	Core Practical - IX	Computer Aided Designing Lab - II	-	-	4	4	40	60	100	2
202CF1A6SV	SEC - IV	Fashion Portfolio Presentation(Project Viva voce)	-	-	4	-	40	60	100	2
192CF1A6DA	DSE - II	Apparel Marketing and Merchandising	4	-	-	3	25	75	100	4
192CF1A6DB		Principles of Textile Testing								
192CF1A6DC		Fashion Merchandising								
192CF1A6DD	DSE - III	Retail Management	4	-	-	3	25	75	100	4
202CF1A6DE		Home textiles								
202CF1A6DF		Design Thinking								
Part-IV										
193BC1A6AA	AECC - VI	Innovation, IPR and Entrepreneurship	2	-	-	3	-	-	50	2
Part-V										
192CF1A6XA		Extension Activity	-	-	-	-	-	-	50	1
Total			22	-	8				800	27
Grand Total									4100	140



DISCIPLINE SPECIFIC ELECTIVE

Students shall select the desired course of their choice in the listed elective course during Semesters V & VI

Semester V (Elective I)

List of Elective Courses

S. No.	Course Code	Name of the Course
1.	192CF1A5DA	Garment Quality and Cost Control
2.	192CF1A5DB	Introduction to Technical Textiles
3.	192CF1A5DC	Fashion Photography

Semester VI (Elective II)

List of Elective Courses

S. No.	Course Code	Name of the Course
1.	192CF1A6DA	Apparel Marketing
2.	192CF1A6DB	Principles of Textile Testing
3.	192CF1A6DC	Fashion Merchandising

Semester VI (Elective III)

List of Elective Courses

S. No.	Course Code	Name of the Course
1.	192CF1A6DD	Retail Management
2.	202CF1A6DE	Home Textiles
3.	202CF1A6DF	Design thinking



GENERIC ELECTIVE COURSES (GE)

The following are the courses offered under Generic Elective Course

Semester III (GE-I)

S. No.	Course Code	Course Name
1	192CF1A3GP	Basics of Fashion -Practical

Semester IV (GE-II)

S. No.	Course Code	Course Name
1	192CF1A4GP	Basics of Sewing -Practical

EXTRA CREDIT COURSES

The following are the courses offered under self-study to earn extra credits:

S. No.	Course Code	Course Name
1	192CF1ASSA	Fashion Logos and labels
2	192CF1ASSB	Personality development

CERTIFICATE PROGRAMMES

The following are the programme offered to earn extra credits:

S. No.	Programme Code and Name	Course Code	Course Name
1		17CCF1A/ 17CCF1P	Certificate course in Embroidery under Bharathiar University
2	2CF5A Certificate course in Textile Printing	192CF5A1CP	Textile Printing
3	2CF5B Certificate course in Textile Surface Embellishment	192CF5B1CP	Textile Surface Embellishment



MOOC (NPTEL/SWAYAM/ SPOKEN TUTORIAL)

The following are the online courses offered:

Please refer the following link to select the courses

- www.swayam.org
- www.nptel.ac.in
- www.spoken-tutorial.org



REGULATION 2019-20

Effective from the academic year 2019-20 and applicable to the students admitted to the Degree of Bachelor of Science / Commerce/ Arts.

1. NOMENCLATURE

1.1 Faculty: Refers to a group of programmes concerned with a major division of knowledge are. Eg. Faculty of Computer Science consists of disciplines like Departments of Computer Science, Information Technology, Computer Technology and Computer Applications.

1.2 Programme: Refers to the Bachelor of Science / Commerce / Arts Stream that a student has chosen for study.

1.3 Batch: Refers to the starting and completion year of a programme of study. Eg. Batch of 2015-2018 refers to students belonging to a 3 year Degree programme admitted in 2015 and completing in 2018.

1.4 Course Refers to a component (a paper) of a programme. A course may be designed to involve lectures / tutorials / laboratory work / seminar / project work/ practical training / report writing / Viva voce, etc or a combination of these, to meet effectively the teaching and learning needs and the credits may be assigned suitably.

a) Core Courses

A course, which should compulsorily be studied by a candidate as a core requirement is termed as a Core course.

b) Inter Disciplinary Course (IDC)

A course chosen generally from a related discipline/subject, with an intention to seek exposure in the discipline relating to the core domain of the student.

c) Discipline Specific Elective (DSE) Course: DSE courses are the courses offered by the respective disciplinary/ interdisciplinary programme.

d) Skill Enhancement Courses (SEC): SEC courses are value-based and/or skill-based and are aimed at providing hands-on-training, competencies, skills, etc.

e) Ability Enhancement Courses (AEC): AECC courses are the courses based upon the content that leads to Knowledge enhancement. These



are mandatory for all disciplines. Environmental Science, Human Rights, Women's Rights, General Awareness, IPR and Innovation, Entrepreneurship Development and Research Methodology.

All these courses should be taught according to Outcome based Education.

1.5 Lab on Project (LoP)

To promote the undergraduate research among all the students, the LoP is introduced beyond their regular class hours. LoP is introduced as group project consisting of not more than five members. It consist of four stages namely Literature collection, Identification of Research area, Execution of research and Reporting / Publication of research reports/ product developments. These four stages spread over from III to V semester.

1.6 Project work

It is considered as a special course involving application of knowledge in problem solving / analyzing /exploring a real life situation / difficult problem. The Project work will be given in lieu of a Core paper.

Extra credits

Extra credits will be awarded to a student for achievements in co-curricular activities carried out outside the regular class hours. The guidelines for the award of extra credits are given in section- these credits are not mandatory for completing the programme.

Advanced Learner Course (ALC):

ALC is doing work of a higher standard than usual for students at that stage in their education. Research work carried out in University/ Research Institutions/ Industries of repute in India or abroad for a period of 15 to 30 days will be considered as Advanced Learners Course.



2. STRUCTURE OF PROGRAMME

2.1 PART - I: LANGUAGE

Tamil or any one of the languages namely Malayalam, Hindi and French will be offered under Part - I in the first two / four semesters.

2.2 PART - II : ENGLISH

English will be offered during the first two / four semester.

2.3 PART - III :

- Core course
- Inter Departmental Course (IDC)
- Discipline Specific Elective (DSE)
- Skill Enhancement Course (SEC)
- Generic Elective (GE)
- Lab on Project (LoP)
- Industrial Training (IT)

2.4 PART IV

2.4.1 Ability Enhancement Compulsory Course

The ability enhancement courses such as i) Environmental Studies, ii) Human Rights, iii) Womens' Rights, iv) General Awareness, v) Research Methodology, vi) Intellectual Property Rights(IPR), Innovation and Entrepreneurship or IPR and Innovation from I to VI Semester.

a) Those who have not studied Tamil up to XII Std and taken a non-Tamil language under Part-I shall take Tamil comprising of two courses.

(OR)

b) Those who have studied Tamil up to XII std and taken a non-Tamil language under Part-I shall take Advanced Tamil comprising of two courses in the third and fourth semesters.

(OR)

c) Students who come under the above a+b categories are exempted from Women's Rights and General awareness during III and IV semester respectively.



2.5 PART V: EXTENSION ACTIVITIES

The following co-curricular and extracurricular activities are offered under institutional / department Association/ club/ extension programmes for the students under extension activities from I to IV semester.

a) Institutional

- National Service Scheme (NSS)
Participation in any one of the camps organized by NSS unit.
- Friends of Police(FoP)
Active participation in traffic regulation and other extension activities
- Sports
Active participation in any one of the sports activities
- Youth Red Cross (YRC)
Active participation in YRC programmes

b) Department Association

Membership and active participation in the department association activities.

c) Clubs

Membership and active participation in any one club activities.

1. CREDIT ALLOTTMENT

The following is the credit allotment:

- Lecture Hours (Theory) : Max.1 credit per lecture hour per week,
1 credit per tutorial hour per week
- Laboratory Hours : 1 credit for 2 Practical hours per week.
- Project Work : 1 credit for 2 hours of project work per week

2. DURATION OF THE PROGRAMME

A student is normally expected to complete the B.Sc. /B.com. /BA Programme in 6 semesters. However, in any case not more than 7 consecutive semesters. Failing which the concern BoS will identify suitable / equivalent course.



3. REQUIREMENTS FOR COMPLETION OF A SEMESTER

Candidate shall be permitted to appear for the End Semester examinations for any semester (practical/theory) if

- i) He/she secures not less than 75% of attendance in the number of working days during the semester.
- ii) He/she earns a progress certificate from the Head of the institution, of having satisfactorily completed the course of study prescribed in the scheme of examinations for that semester as required by these regulations, and
- iii) His/her conduct / character is satisfactory.
 - Provided that it shall be open to the Academic council, or any authority delegated with such powers by the Academic council, to grant exemption to a candidate who has failed to earn 75% of the attendance prescribed, for valid reasons, subject to usual conditions. (Refer the Ordinance No.1 of 1990 of the Bharathiar University)
 - A candidate who earned 75% of attendance and more in the current semester are eligible to write the examination in current semester subjects.
 - A candidate who has secured less than 65% but 55% and above attendance in any semester has to compensate the shortage in attendance in the subsequent semester besides earning the required percentage of attendance in that semester and appear for both semester papers together at the end of the later semester.
 - A candidate who has secured less than 55% of attendance in any semester shall not be permitted to appear for the regular examinations and to continue the study in the subsequent semester. He/she has to rejoin the semester in which the attendance is less than 55%.
 - A candidate who has secured less than 65% of attendance in the final semester has to compensate his/her attendance shortage in a manner as decided by the concerned Head of the department after rejoining the same course.



4. EXAMINATIONS

- The end semester examinations shall normally be conducted after completing 90 working days for each semester.
- The maximum marks for each theory and practical course (including the project work and Viva-Voce examination in the final Semester) shall be 100 with the following breakup.

(i) Theory Courses

Continuous Internal Assessment (CIA) : 25 Marks

End Semester Exams (ESE) : 75 Marks

(ii) For Practical/ Courses

Continuous Internal Assessment (CIA) : 40 Marks

End Semester Exams (ESE) : 60 Marks

- a. The following are the distribution of marks for the Continuous Internal Assessment in Practical, Project / Industrial Training Courses.

Continuous Internal Assessment for Practical Courses:

S.No	For - UG practical courses	Distribution of Marks					
1	Minimum 10 experiments to be conducted/practical paper/semester	20	15	10	8	5	4
2	Tests : Two tests out of which one shall be during the mid semester and the other to be conducted as model test at the end of the semester.)	16	10	10	8	6	6
3	Observation Note Book	4	5	5	4	4	-
	TOTAL MARKS	40	30	25	20	15	10



Project viva-voce / Industrial Training

The following are the distribution of marks for the continuous Internal assessment in UG Project/Industrial Training courses.

S.no	For - UG Project courses//Industrial Training	Distribution of Marks	
1	Review-I	5	10
2	Review-II	5	10
3	Review-III	5	10
4	Document, Preparation and Implementation	10	10
	TOTAL MARKS	25	40

b. Following are the distribution of marks for the External Examination in UG Project /Industrial Training courses

S.no	For - UG Project //Industrial Training courses	Distribution of Marks	
1	Record Work and Presentation	35	40
2	Viva-Voce	15	20
	TOTAL MARKS	50	60

Part - IV

The courses offered under Part - IV shall have only End Semester Examinations (ESE) for a maximum of 50 Marks. However, Students who select "Tamil" under Part IV, will be assessed only by Continuous Internal Assessment (CIA). The marks shall be furnished to the COE by the concerned Course teacher through the Head of the Department.



6.1 CONTINUOUS ASSESSMENT EXAMS

6.1 Theory courses

a) Continuous Internal Assessment test (CIA)

There will be a Minimum of two Continuous Assessment Exams, for each Theory course. The first and Second Assessment Exams will be conducted for a Maximum of 50 Marks and 75 marks respectively. The total marks secured in the Two Assessment Exams will be converted to 15 Marks.

b) Utilization of Library

Marks will be awarded to the student based on the hours spent in the library after the working hours and submission of report by the student.

Hours spent in Library	Marks	Type of Document submitted
2	1	Report/ Assignment/ Class presentation
4	2	
6	3	
8	4	
10	5	
12	6	

- During the Library hour, the student must spend time in reading the articles, books, journals of their subject of interest
- Each student should borrow minimum three books during the semester
- Student is expected to submit one Report / Assignment / Class Presentation per Course.

c) Class Participation

Active participation in classroom discussion by the student will be evaluated based on Integration of knowledge, Interaction and Participation and demonstration of knowledge.



d) Papers / Reports/ Assignments/ Class Presentation

The student will be evaluated based on his ability to do analysis of application of theory to real world problems or creative extension of class room learning and his/her ability to communicate the given topic effectively and clearly.

Continuous Assessment OBE Rubrics Score Sheet

Degree: _____ Branch: _____ Semester: _____

Course Code: _____ Course: _____

Max. Marks: _____ Internal: _____ External: _____ Total: _____

S.No.	REG. NO	THEORY / PRACTICAL & LIBRARY CLASS PARTICIPATION (15) (Compulsory)				RUBRICS ASSESSMENT (SELECT ANY ONE)								Total Marks out of : 30	Total Marks out of : 16 / 10 / 08 / 04	
						PAPERS / REPORTS (15)				ASSIGNMENTS (15)		CLASS PRESENTATION (15)				
		Library	Integration of Knowledge Interaction & Participation Demonstration of Knowledge	Organization & Knowledge	Format & Spelling	Reference / Experiments Demonstration of Knowledge	Format & Spelling	Reference	Content & Coherence	Creativity and Speaking Skills Duration of Presentation						
1		6	3	3	3	5	5	5	5	5	5	5	5	5		



The following are the distribution of marks for the continuous internal assessment in UG practical courses

S.No	For - UG Practical Courses	Distribution of Marks					
1	Minimum 10 experiments to be conducted/practical paper/semester	20	15	10	8	5	4
2	Tests : Two tests out of which one shall be during the mid semester and the other to be conducted as model test at the end of the semester.)	16	10	10	8	6	6
3	Observation Note Book	4	5	5	4	4	-
	TOTAL MARKS	40	30	25	20	15	10



7. FOR PROGRAMME COMPLETION

Programme Completion (for students admitted in the A.Y.2019-20 and Onwards)

Student has to complete the following:

- i) Part I, II,III,IV,V as mentioned in the scheme
- ii) Industrial/ Institutional training

Students must undertake industrial / institutional training for a minimum of 15 days and not exceeding 30 days during the IV semester summer vacation. The students will submit the report for evaluation during V semester.

Based on the performance Grade will be awarded as follows:

Marks Scored	Grade to be awarded
75 and above	A
60-74	B
40-59	C
< 40	Re-Appearence

- iii) Skill Enhancement Training

Student must undergo Skill Enhancement training on Communication skills (I and II Semester) and Quantitative aptitude (III and IV Semester) respectively each for 40 h.



8. EXTRA CREDITS

- Earning extra credit is mandatory. However, it is not essential for programme completion
- Extra Credits will be awarded to a student for achievement in co-curricular/ extracurricular activities carried other than the regular class-hours.
- The detailed guidelines for the award of extra credits are as follows:
- A student is permitted to earn a maximum of five extra Credits during the programme duration of UG from I to V Semester.
- Candidate can claim a maximum of 1 credit under each category listed.

The following are the guidelines for the award of Extra credits:

8.1 Proficiency in foreign language

Qualification	Credit
A pass in any foreign language in the examination conducted by an authorized agency	1

8.2 Proficiency in Hindi

Qualification	Credit
A pass in the Hindi examination conducted by Dakshin Bharat Hindi Prachar Sabha	1

Examination passed during the programme period only will be considered for extra credit

8.3 Self-study Course

Qualification	Credit
A pass in the self-study courses offered by the department	1

The candidate should register the self-study course offered by the department only in the III semester



8.4 Typewriting/Short hand

A Pass in short hand /typewriting examination conducted by Tamil Nadu Department of Technical Education (TNDTE) and the credit will be awarded.

Qualification	Credit
A pass in the type writing / short hand examination offered by TNDTE	1

8.5 Diploma / Certificate

Courses offered by any recognized University / NCVRT

Qualification	Credit
A pass in any Certificate course/ Diploma / PG Diploma	1

8.6 CA/ICSI/CMA

Qualification	Credit
Qualifying foundation / Inter level / Final in CA/ICSI/CMA / etc.,	1

8.7 Sports and Games

The Student can earn extra credit based on their Achievement in sports as given below:

Qualification	Credits
Achievement in University/ State / National/ International	1

8.8 Online Courses

Pass in any one of the online courses

Qualification	Credit
SWAYAM/NPTEL/Spoken Tutorial etc.,	1



8.9 Publications / Conference Presentations (Oral/Poster)/ Awards

Qualification	Credit
Research Publications in Journals/ oral/poster presentation in Conference	1

8.10 Innovation / Incubation / Patent / Sponsored Projects / Consultancy

Qualification	Credit
Development of model/ Products /Prototype /Process/App/Registration of Patents/ Copyrights/Trademarks/Sponsored Projects /Consultancy	1

8.11 Representation

Qualification	Credit
State / National level celebrations such as Independence day, Republic day Parade, National Integration camp etc.,	1



Course Code	Course Name	Category	L	T	P	Credit
211TL1A1TA	தமிழ்த் தாள் - I	மொழி- I	4	1	-	3

PREAMBLE

This course has been designed for students to learn and understand

- மொழிப்பாடங்களின் வாயிலாக தமிழரின் பண்பாடு , பகுத்தறிவு ஆகியவற்றை அறியச் செய்தல்
- கலை மற்றும் மரபுகளை அறியச் செய்தல்
- மாணவர்களின் படைப்பாக்கத்திறன்களை ஊக்குவித்தல்

COURSE OUTCOMES

On the successful completion of the course, students will be able to

CO Number	CO Statement	Knowledge Level
CO1	வாழ்க்கைத்திறன்கள் (Life Skills) – மாணவனின் செயலாக்கத்திறனை ஊக்குவித்தல்	K1,K2,K3
CO2	மதிப்புக்கல்வி (Attitude and Value education)	K2,K4
CO3	பாட இணைச் செயல்பாடுகள் (Co-curricular activities)	K2,K3,K4
CO4	சூழலியல் ஆக்கம் (Ecology)	K4
CO5	மொழி அறிவு (Tamil knowledge)	K5, K6

MAPPING WITH PROGRAMME OUTCOMES

COs/POs	PO1	PO2	PO3	PO4	PO5
CO1	S	M	S	M	S
CO2	S	M	M	M	M
CO3	S	M	M	M	M
CO4	S	M	M	M	M
CO5	S	M	M	M	M

S Strong

M Medium

L Low



211TL1A1TA	தமிழ்த்தாள் - I	SEMESTER I
------------	-----------------	------------

Total Credits: 03

Total Instruction Hours: 60 h

Syllabus

Unit I மறுமலர்ச்சிக் கவிதைகள் 12 h

1. உயிர் பெற்ற தமிழர் பாட்டு - பாரதியார்
2. படி - பாரதிதாசன்
3. போராடப் புறப்பட்டோம் - தமிழ் ஒளி
4. தமிழ்க் கொலை புரியாதீர் - புலவர் குழந்தை
5. திரைத்தமிழ்
 - அ) சும்மா கிடந்த நிலத்தை எனத்தொடங்கும் பாடல் -
 - பட்டுக்கோட்டை கல்யாண சுந்தரனார்
 - ஆ) சமரசம் உலாவும் இடமும் எனத்தொடங்கும் பாடல் - மருதகாசி
 - இ) உன்னை அறிந்தால் எனத்தொடங்கும் பாடல் - கண்ணதாசன்

Unit II புதுக்கவிதைகள் 12 h

1. கடமையைச் செய் - மீரா
2. அம்மாவின் பொய்கள் - ஞானக்கூத்தன்
3. செருப்புடன் ஒரு பேட்டி - மு.மேத்தா
4. ஒரு சிங்கவால் குரங்கின் மரணம் - சிற்பி
5. கடல்கோள் 2004 - முத்தமிழ் விரும்பி
6. கரிக்கிறது தாய்ப்பால் - ஆரூர் தமிழ்நாடன்
7. ஐந்தாம் வகுப்பு 'அ' பிரிவு - நா. முத்துக்குமார்
8. ஹைகூ கவிதைகள் - 15 கவிதைகள்

Unit III பெண்ணியம் 08 h

1. ஒரு கதவும் கொஞ்சம் கள்ளிப்பாலும் - தாமரை
2. நீரில் அலையும் முகம் - அ. வெண்ணிலா
3. தொட்டிச் செடி - இளம்பிறை
4. ஏனிந்த வித்தியாசங்கள் - மல்லிகா



Unit IV சிறுகதைகள்

15 h

1. வேப்பமரம் - ந. பிச்சமூர்த்தி
2. அகல்யை - புதுமைப்பித்தன்
3. ஒருபிடி சோறு - ஜெயகாந்தன்
4. காய்ச்சமரம் - கி. ராஜநாராயணன்
5. நிராசை - பாமா
6. குதிரை மசால் தாத்தா - சு. வேணுகோபால்

Unit V இலக்கியவரலாறு, இலக்கணம் மற்றும் பயிற்சிப் பகுதி

13 h

அ. இலக்கிய வரலாறு

1. மறுமலர்ச்சிக் கவிஞர்களின் தமிழ்ப்பணிகள்
2. புதுக்கவிதையின் தோற்றமும் வளர்ச்சியும்
3. சிறுகதையின் தோற்றமும் வளர்ச்சியும்

ஆ. இலக்கணம்

1. வல்லினம் மிகும், மிகா இடங்கள் (ஒற்றுப்பிழை நீக்கி எழுதுதல்)
2. ர,ற ,ல, ழ, ள ,ண, ந,ன, வேறுபாடு (ஒலிப்பு நெறி, சொற்பொருள் வேறுபாடு அறிதல்)

இ. படைப்பாக்கப் பயிற்சி

1. கவிதை, சிறுகதை எழுதுதல்

Text Books

1. செய்யுள் மற்றும் உரைநடைத் திரட்டு . 2021. தொகுப்பு : தமிழ்த் துறை , டாக்டர் என். ஜி.பி. கலை மற்றும் அறிவியல் கல்லூரி. நியூ செஞ்சுரி புக் ஹவுஸ்(பி)லிட். சென்னை.

References

1. பேராசிரியர் முனைவர் பாக்கியமேரி. இலக்கணம் இலக்கிய வரலாறு மொழித்திறன். முதல் பதிப்பு 2013 . பூவேந்தன் பதிப்பகம். சென்னை
2. தமிழண்ணல் . புதிய நோக்கில் தமிழ் இலக்கிய வரலாறு . பதினாறாம் பதிப்பு 2000 மீனாட்சி புத்தக நிலையம். மதுரை.
3. பேராசிரியர் புலவர் இளவரசு ,சோம. புதிய நோக்கில் தமிழ் இலக்கிய வரலாறு. எட்டாம் பதிப்பு ஜூலை 2012.மணிவாசகர் பதிப்பகம்.சென்னை
4. தமிழ் இணையக் கல்விக்கழகம். <<http://www.tamilvu.org/>>



Dr.NGPASC

COIMBATORE | INDIA

Dr.N.G.P. Arts and Science College		
APPROVED		
12 th	AC - 12 th	GB - 17 th
4/1/2022	23/3/22	28/3/22

B.Sc. CDF (Students admitted during the AY 2021-22)

Course Code	Course Name	Category	L	T	P	Credit
201TL1A1HA	HINDI-I	Language 1	4	1	-	03

PREAMBLE

This course has been designed for students to learn and understand

- the writing ability and develop reading skill.
- various concepts and techniques for criticizing literature, to learn the techniques for expansion of ideas and translation process.

communicate Hindi

COURSE OUTCOMES

On the successful completion of the course, students will be able to

CO Number	CO Statement	Knowledge Level
CO1	Learn the fundamentals of novels and stories.	K1
CO2	Understand the principles of translation work.	K2
CO3	Apply the knowledge writing critical views on fiction.	K3
CO4	Build creative ability.	K3
CO5	Expose the power of creative reading.	K2

MAPPING WITH PROGRAMME OUTCOMES

COs/POs	PO1	PO2	PO3	PO4	PO5
CO1	S	M	M	M	S
CO2	S	M	M	M	S
CO3	S	M	S	M	S
CO4	S	M	S	M	S
CO5	S	M	S	M	S

S Strong

M Medium

L Low



Dr. NGPASC

COIMBATORE | INDIA

201TL1A1HA	HINDI-I	SEMESTER I
------------	---------	------------

Total Credits: 03

Total Instruction Hours: 60 h

Syllabus

Unit I	गद्य – नूतन गद्य संग्रह (जय प्रकाश)	12 h
	पाठ 1- रजिया	
	पाठ 2- मक्रील	
	पाठ 3- बहता पानी निर्मला	
	पाठ 4- राष्ट्रपिता महात्मा गाँधी	
Unit II	कहानी कुंज- डॉ वी.पी. 'अमिताभ'	12 h
	कहानी कुंज- डॉ वी.पी. 'अमिताभ' (पाठ 1-4)	
Unit III	व्याकरण	12 h
	शब्द विचार (संज्ञा, सर्वनाम, कारक, विशेषण)	
Unit IV	अनुच्छेद लेखन	12 h
	अनुच्छेद लेखन	
Unit V	अनुवाद	12 h
	अभ्यास-III (केवल अंग्रेजी से हिन्दी में)	

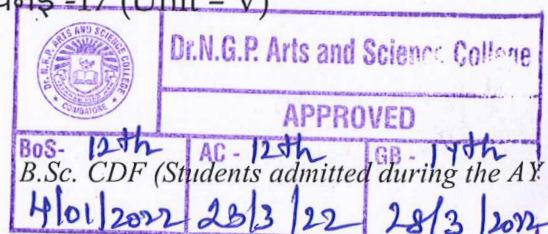
Text Books

- 1 प्रकाशक: सुमित्र प्रकाशन 204 लीला अपार्टमेंट्स, 15 हेस्टिंग्स रोड' अशोक नगर
इलाहाबाद-211001 (Unit - I)
- 2 प्रकाशक: गोविन्द प्रकाशन सदर बाजार, मथुरा उत्तर प्रदेश - 281001 (Unit-II)
- 3 पुस्तक: व्याकरण प्रदिप - रामदेव प्रकाशक: हिन्दी भवन 36 टेगोर नगर इलाहाबाद -
211024 (Unit-III)
- 4 पुस्तक: व्याकरण प्रदिप - रामदेव प्रकाशक: हिन्दी भवन 36 इलाहाबाद-211024 (Unit-IV)
- 5 (पाठ 1 to 10) प्रकाशक: दक्षिण भारत प्रचार सभा चेन्नई -17 (Unit - V)



Dr.NGPASC

COIMBATORE | INDIA



Course Code	Course Name	Category	L	T	P	Credit
201TL1A1MA	MALAYALAM	Language - I	4	1	-	3

PREAMBLE

This course has been designed for students to learn and understand

- develop the writing ability and develop reading skill.
- various concepts and techniques for criticizing literature, to learn the techniques for expansion of ideas and translation process.

COURSE OUTCOMES

On the successful completion of the course, students will be able to

CO Number	CO Statement	Knowledge Level
CO1	Learn the fundamentals of novels and stories.	K1
CO2	Understand the principles of translation work.	K2
CO3	Apply the knowledge writing critical views on fiction	K3
CO4	Build creative ability.	K3
CO5	Expose the power of creative reading.	K2

MAPPING WITH PROGRAMME OUTCOMES

COs/POs	PO1	PO2	PO3	PO4	PO5
CO1	S	M	M	M	S
CO2	S	M	M	M	S
CO3	S	M	S	M	S
CO4	S	M	S	M	S
CO5	S	M	S	M	S

S Strong

M Medium

L Low



201TL1A1MA	MALAYALAM - I	SEMESTER I
------------	---------------	------------

Total Credits: 3

Total Instruction Hours: 60 h

Syllabus

Unit I	Novel	12 h
	1. Alahayude penmakkal	
Unit II	Novel	12 h
	1. Alahayude penmakkal	
Unit III	Short Story	14 h
	2. Nalinakanthi	
Unit IV	Short Story	10 h
	2. Nalinakanthi	
Unit V		12 h
	Composition & Translation	

Text Books

- 1 Alahayude penmakkal (NOVEL) By Sara Joseph Published by Current books Thrissur.
- 2 Nalinakanthi (Short story) By T.Padmanabhan Published by DC.Books Kottayam
- 3 Expansion of ideas, General Essay And Translation.


References

- 1 Malayala Novel Sahithyam
- 2 Malayala cherukatha Innale Innu.



Dr.NGPASC

COIMBATORE | INDIA



B.Sc. CDF (Students admitted during the AY 2021-22)

Course Code	Course Name	Category	L	T	P	Credit
201TL1A1FA	FRENCH- I	Language - I	4	1	-	3

PREAMBLE

This course has been designed for students to learn and understand

- Competence in General Communication Skills - Oral + Written - Comprehension & Expression.
- the Culture, life style and the civilization aspects of the French people as well as of France.
- Competency in translating simple French sentences into English and vice versa.

COURSE OUTCOMES

On the successful completion of the course, students will be able to

CO Number	CO Statement	Knowledge Level
CO1	Learn the Basic verbs, numbers and accents.	K1
CO2	learn the adjectives and the classroom environment in France.	K2
CO3	Learn the Plural, Articles and the Hobbies.	K3
CO4	learn the Cultural Activity in France.	K3
CO5	learn the Sentiments, life style of the French people and the usage of the conditional tense.	K2

MAPPING WITH PROGRAMME OUTCOMES

COs/POs	PO1	PO2	PO3	PO4	PO5
CO1	S	M	M	M	S
CO2	S	M	M	M	S
CO3	S	M	S	M	S
CO4	S	M	S	M	S
CO5	S	M	S	M	S

S Strong

M Medium

L Low



Dr.NGPASC

COIMBATORE | INDIA

201TL1A1FA	FRENCH- I	SEMESTER I
------------	-----------	------------

Total Credits: 3

Total Instruction Hours: 60 h

Syllabus

Unit I Salut I Page 10

12 h

Objectifs de Communication	Tâche	Activités de réception et de production orale
<ul style="list-style-type: none"> • Saluer • Enter en contact avec quelqu'un. • Se presenter. • S'excuser 	En cours de cuisine, premiers contacts avec les members d'un groupe	<ul style="list-style-type: none"> • Comprendre des personnes qui se saluent. • Échanger pour entrer en contact, se présenter, saluer, s'excuser. • Communiquer avec <i>tu</i> ou <i>vous</i>. • Comprendre les consignes de classe • Épeler son nom et son prénom. <p>Computer jusqu'à 10.</p>

Unit II Enchanté I Page 20

12 h

Objectifs de Communication	Tâche	Activités de réception et de production orale
<ul style="list-style-type: none"> • Demander de se presenter. • Présenter quelqu'un. 	Dans la classe de français, se presenter et remplir une fiche pour le professeur.	<ul style="list-style-type: none"> • Comprendre les informations essentielles dans un échange en milieu professionnel. • Échanger pour se presenter et présenter quelqu'un.

Unit III J'adore I Page 30

12 h

Objectifs de Communication	Tâche	Activités de réception et de production orale
<ul style="list-style-type: none"> • Exprimer ses goûts. 	Dans un café, participer à une soirée de rencontres	<ul style="list-style-type: none"> • Dans une soirée de rencontres rapid comprendre des personnes qui échangent sur elles et sur leurs goût • Comprendre une personne



Dr.NGPASC

COIMBATORE | INDIA

	rapides et remplir de tâches d'appréciation.	qui parler des goûts de quelqu'un d'autre.
--	--	--

Unit IV J'adore I Page 30

14 h

Objectifs de Communication	Tâche	Activités de réception et de production orale
<ul style="list-style-type: none"> Présenter quelqu'un 	Dans un café, participer à une soirée de rencontres rapides et remplir de tâches d'appréciation	<ul style="list-style-type: none"> Exprimer ses goûts. Comprendre une demande laissée sur un répondeur téléphonique. Parler de ses projets de week-end.
Autoévaluation du module I Page 40 – Préparation au DELF A1 page 42		

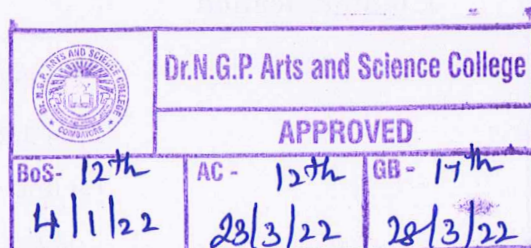
Unit V Tu veux bien? Page 46

10 h

Objectifs de Communication	Tâche	Activités de réception et de production orale
<ul style="list-style-type: none"> Demander à quelqu'un de faire quelque chose. Demander poliment. Parler d'actions passées. 	Organiser un programme d'activités pour accueillir une personne importante.	<ul style="list-style-type: none"> Comprendre une personne demande un service à quelqu'un. Demander à quelqu'un de faire quelque chose. Imaginer et raconter au passé à partir de situations dessinées.

Text Books

- 1 Regine Merieux, Yves Loiseau, LATITUDES 1(Methode de Français), Goyal Publisher & Distributors Pvt.Ltd., 86 UB Jawahar Nagar (Kamala Nagar),Delhi-7 Les Editions Dider, Paris,2008- Imprime en Roumanie par Canale en Janvier 2012.



Dr.NGPASC

COIMBATORE | INDIA

Course Code	Course Name	Category	L	T	P	Credit
211EL1A1EA	PROFESSIONAL ENGLISH - I	Language - II	4	0	1	3

PREAMBLE

This course has been designed for students to learn and understand

- To experience the effect of dialogue, the brilliance of imagery and the magnificence of varied genre
- To strengthen the student's English vocabulary and understanding of English sentence structure
- To communicate effectively and acquire knowledge on the transactional concept of English language

COURSE OUTCOMES

On the successful completion of the course, students will be able to

CO Number	CO Statement	Knowledge Level
CO1	Extend interest in and appreciation of the works of eminent writers from various literatures	K2
CO2	Interpret the genres in literature through the master works of great visionaries	K3
CO3	Perceive the language gaps through a clear model of the grammatical structure	K5
CO4	Analyze the concepts of texts in the course of different lessons which are realistic and discursive in nature	K4
CO5	Value the integral concepts of English grammar necessarily required in their linguistic competence	K5

MAPPING WITH PROGRAMME OUTCOMES

COs/POs	PO1	PO2	PO3	PO4	PO5
CO1	S	S	M	M	S
CO2	S	S	S	S	S
CO3	M	S	S	S	M
CO4	S	S	M	S	M
CO5	S	S	S	S	M

S Strong

M Medium

L Low



Dr. NGPASC

COIMBATORE | INDIA

211EL1A1EA	PROFESSIONAL ENGLISH - I	SEMESTER I
------------	--------------------------	------------

Total Credits: 3

Total Instruction Hours: 60 h

Syllabus

Unit I Genre Studies - I 10 h

The Road Not Taken – Robert Frost

All the World's a Stage – William Shakespeare

Whitewashing the Fence – Mark Twain

The Face of Judas Iscariot - Bonnie Chamberlain

Soul Gone Home – Langston Hughes

Unit II Genre Studies - II 11 h

Ode on a Grecian Urn – John Keats

Mending Wall – Robert Frost

My Early Days – Dr. A.P.J. Abdul Kalam

Nightfall – Isaac Asimov

A Kind of Justice – Margret Atwood

Unit III Grammar - I 14 h

Parts of Speech

Articles and Prepositions

Subject Verb Agreement

Degrees of Comparison

Sequence of Tenses

Unit IV Genre Studies - III 11 h

On his Blindness - John Milton

Small - Scale Reflections on a Great House – A.K. Ramanujan

On Prayer – Khalil Gibran

The Garden Party – Katherine Mansfield

The Tell - Tale Heart – Edgar Allen Poe



Unit V Grammar - II

14 h

If Conditionals

Modal Auxiliary Verbs

Question Types/Tags

Voice


Direct and Indirect Speech

Text Books

- 1 Prabha, Vithya. R and S. Nithya Devi. 2019. Sparkle: English Textbook for First Year. McGraw Hill Education, Chennai.
- 2 Wren and Martin. 2006. High School English Grammar and Composition. S. Chand Publishing, New Delhi.

References

- 1 Bajwa and Kaushik. 2010. Springboard to Success- Workbook for Developing English and Employability Skills. Orient Black Swan, Chennai
- 2 Syamala. V. 2002. Effective English Communication for You. Emerald Publishers, Chennai.
- 3 Krishnaswamy. N, Lalitha Krishnaswamy & B.S. Valke. 2015. Eco English, Learning English through Environment Issues. An Integrated, Interactive Anthology. Bloomsbury Publications, New Delhi.
- 4 Krishnaswamy. N. 2000. Modern English: A Book of Grammar, Usage And Composition. Macmillan, New Delhi.

 Dr.N.G.P. Arts and Science College		
APPROVED		
BoS- 12 th	AC - 12 th	GB - 17 th
4/1/22	23/3/22	28/3/22



Dr.NGPASC

COIMBATORE | INDIA

Course Code	Course Name	Category	L	T	P	Credit
202CF1A1CA	FASHION DESIGNING	CORE	4	-	-	4

PREAMBLE

This course has been designed for students to learn and understand

- Basics of Fashion and Colour Theories
- Various concepts of dress designing
- Fashion Design Process

COURSE OUTCOMES

On the successful completion of the course, students will be able to

CO Number	CO Statement	Knowledge Level
CO1	Apply the design and its types and analyze the knowledge of elements of design, principles of design.	K4
CO2	Learn about the principles of color in garment design and standardized colour harmonies.	K3
CO3	Designing dresses for unusual figures.	K5
CO4	Understand the fashion evolution and fashion cycle	K3
CO5	Categorize the different types of Fashion theories	K4

MAPPING WITH PROGRAMME OUTCOMES

COs/POs	PO1	PO2	PO3	PO4	PO5
CO1	S	S	S	S	S
CO2	M	M	S	S	S
CO3	S	M	M	S	S
CO4	M	M	M	S	S
CO5	S	S	S	S	S

S

Strong

M

Medium

L

Low



202CF1A1CA	FASHION DESIGNING	SEMESTER I
------------	-------------------	------------

Total Credits: 4

Total Instruction Hours: 48 h

Syllabus

Unit I Basics of Fashion 10 h

Design-definition and types- structural and decorative design, requirements of a good structural and decorative design. Elements of design- line, shape or form, colour, size and texture. Application of structural and decorative design in a dress. Principles of design- balance, rhythm, emphasis, harmony and proportion. Application of principles of design in a dress.

Unit II Colour Theories 9 h

Colour-definition, colour theories- prang colour chart and munsell colour system, dimensions of colour- hue, value and intensity. Standard colour harmonies-application in dress design. Colour in principles of design-application of the same in dress design

Unit III Designing for unusual figures 9 h

Designing dresses for unusual figures - becoming and unbecoming for the following figure types- stout figure, thin figure, slender figure, narrow shoulders, broad shoulders, round shoulders, large bust, flat chest, large hip, large abdomen, round face, large face, small face, prominent chin and jaw, prominent forehead.

Unit IV Fashion Evolution 10 h

Fashion cycles, repetition of fashion. Fashion evolution- fashion cycles, length of cycles, consumer groups in fashion cycles. Fashion leaders, fashion innovators, fashion motivation, fashion victim, fashion followers. Role of fashion designers in the industry. Fashion theory- trickle down, trickle up and trickle across theory.

Unit V Factors influencing fashion change 10 h

Fashion forecasting- aim of fashion forecasting. Role of fashion predictors, six disciplines of forecasting, analysis of consumer preference, components of fashion forecasting. Factors influencing fashion changes- psychological needs of fashion, social psychology of fashion, technological, economical, political, legal and seasonal influence, Role of costume as a status symbol, cultural value, personality and dress, cloths as a sex apple




Text Books

- 1 Hindol Sengupta, (2005). Indian Fashion. : Pearson Education
- 2 John Peacock, 2005. The Complete Fashion Source Book. Thames and Hudson, London

References

- 1 Bennett, (1998). Inside the Fashion Business. (10 Edn.) : Coleman and Co, Mumbai
- 2 Sumathi.G.J (2002). Elements of Fashion and Apparel Design.. (10 Edn.) :.
- 3 Tracy Diane and Tom Cassid, 2005. Colour Forecasting. Om Books International.
- 4 Charlotte Mankey Calasibetta and Phyllis Tortora, 2005. Dictionary of Fashion. Om Books International.

 Dr.N.G.P. Arts and Science College		
APPROVED		
BoS- 12 th 4/1/2022	AC - 12 th 23/3/22	GB - 17 th 28/3/22



202CF1A1CP	FASHION DESIGNING LAB	SEMESTER I
------------	-----------------------	------------

Total Credits: 2

Total Instructions Hours: 48h

S.No

CONTENTS


- 1 Learning the usage of various drawing and sketching mediums- pencils, ink, charcoal, crayons and poster colors
- 2 Proportion study- 8 1/2 and 10 head theory- stick, block and flesh figures for men and women.
- 3 Drawing head, hands, legs and feet in different angles.
- 4 Collage work on fashion Shilloute with paper/fabric
- 5 Illustrating pattern details- pockets, sleeves, yokes, skirts, trousers, tops, pleats.
- 6 Design the fashion Shilloute with texture (fabric)
- 7 Illustrating different type of ornaments and accessories (any ten).
- 8 Prepare the following charts- Prang colour chart, Value chart, Intensity chart
- 9 Creating illustrations with various garment styles for men, women and children- for casual wear, party wear and sports wear.
- 10 Illustrate garment designs for the elements of design- Line, Shape or form, Color, Size, Texture
- 11 Illustrate and apply principles of design in a garment - Balance, Harmony, Emphasis, Proportion, and Rhythm
- 12 Illustrate and apply principles of design and colour harmonies in a garment - Color harmonies, Monochromatic, Analogous, Complementary Double Complementary, Split complementary, Triad, tetrad, Neutral

Note: Any ten contents are mandatory



References

- 1 Ireland Patrick John, 2005. Fashion Design Illustration: Children. Om BookInternational
- 2 BinaAbling, 2017. Fashion Sketch Book. Fair Child Publications, New York Wardrobe
- 3 Patrick John, 2005. Fashion Design Illustration: Men. Om Book International.
- 4 Raviraj, 2007. Pencil Shading – Basic Techniques. New Century Book House(P) Ltd

 Dr.N.G.P Arts and Science College		
APPROVED		
BoS- 12 th 4/01/22	AC - 12 th 23/3/22	GB - 17 th 28/3/22



192CF1A1CQ	APPAREL DESIGNING LAB	SEMESTER I
------------	-----------------------	------------

Total Credits: 3

Total Instructions Hours: 72h

S.No

CONTENTS


- 1 Preparation of samples for seams - Plain seam, Top stitched seam , Flat fell seam, French seam, Mantua maker seam, Piped seam.
- 2 Preparation of samples for seam finishes - Seam finishes, Pinked finish, Edge stitched finish, Double stitch finish, Overcast finish , Herringbone finish, Bound seam edge finish.
- 3 Preparation of samples for hems - Seam binding hem, Stitched and turned hem, Catch stitched hem, Narrow machine stitched hem, Rolled or whipped hem, Shell edged hem
- 4 Preparation of samples for fullness - Darts, Tucks
- 5 Preparation of samples for fullness - Pleats
- 6 Preparation of samples for fullness - flars, Godets, Shirrs, Frills /Ruffles
- 7 Preparation of samples for fullness - Gathers
- 8 Preparation of samples for facing - Shaped facing, Bias facing.
- 9 Preparation of samples for binding - Single bias binding, Double bias binding
- 10 Preparation of samples for plackets - Continuous bound Placket, Bound and faced placket.
- 11 Preparation of samples for plackets - Zipper placket, Tailored Placket
- 12 Preparation of samples for fasteners - Button and Button hole, Button loops

Note: Any Ten contents are Mandatory



References

- 1 GayatriVerma, 2003. Cutting and Tailoring Course (Illustrated). Asian Publishers
- 2 Zarapker K. R, 2014. Zarapker System of Cutting. Navneet Publications India Ltd.
- 3 Garment Construction Skills, Premlata Mullik, 2002. First Edition, Kalyani Publishers
- 4 GayatriVerma, 1999,Cutting and Tailoring Theory, Asian Publishers

			Dr.N.G.P. Arts and Science College		
APPROVED					
BoS- 12 th		AC - 12 th		GB - 17 th	
4/1/22		23/3/22		28/3/22	



Course Code	Course Name	Category	L	T	P	Credit
194CT1A1IA	COMPUTERS IN THE GARMENT INDUSTRY	IDC	4	-	-	4

PREAMBLE

This course has been designed for students to learn and understand

- Computer Aided Designing.
- Computerized machineries
- Various concepts of CAD, CAM, CIM, CAA, PPC

COURSE OUTCOMES

On the successful completion of the course, students will be able to

CO Number	CO Statement	Knowledge Level
CO1	Classifying the computers its generations and specification, organization of computer sections and its storage	K4
CO2	Connect role of computers in fashion industry functions of CAD, CAM, CIM, CAA, PPC and Computerized colour matching system.	K3
CO3	Summarize Designing- Creating embroidery designs, Garment designing, 2D and 3D forms.	K5
CO4	Write about CAD in pattern making and grading	K6
CO5	Develop Computer application in fabric defect checking, laying/spreading, cutting marker planning, labelling. Computerized sewing machines and Recent	K6

MAPPING WITH PROGRAMME OUTCOMES

COs/POs	PO1	PO2	PO3	PO4	PO5
CO1	M	M	M	M	M
CO2	M	M	M	M	M
CO3	S	M	S	S	S
CO4	M	S	S	S	S
CO5	S	S	S	S	S

S Strong

M Medium

L Low



Dr. NGPASC

COIMBATORE | INDIA

194CT1A1IA	COMPUTERS IN THE GARMENT INDUSTRY	SEMESTER I
------------	-----------------------------------	------------

Total Credits: 4

Total Instruction Hours: 48 h

Syllabus

Unit I Introduction to Computers 10 h

Classification of computers, computer generations, computer specification, organization of computer sections. Types of storage devices (primary and secondary), input devices, output devices

Unit II Basics of Computers 9 h

Role of computers in fashion industry- Information flow- CAD, CAM, CIM, CAA, PPC- definition and functions. Computerized colour matching system.

Unit III Computers in Textiles 9 h

Textile designing- weaving, knitting and printing. Creating embroidery designs. Garment designing- 2D and 3D forms.

Unit IV Computers in Garment Design 10 h

CAD in pattern making and grading- system description- information flow- process involved in pattern making, process involved in pattern grading.

Unit V Computers in Garment Construction 10 h

Computer application in fabric defect checking, laying/spreading, cutting, marker planning, labeling- parts and functions. Computerized sewing machines. Recent developments of computers in fashion industry

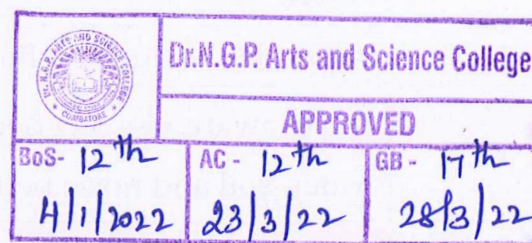


Text Books

- 1 Harold Carr and Barbara Latham, 1994. The Technology of Clothing Manufacture. Blackwell Ltd.
- 2 Sheela John.R and Amsamani.S, 2013. Computers in the Garment Industry. Ganesh Shankar D, Siva Salapathy Printers, Coimbatore.

References

- 1 Mahadevan.M.G, 2008. Textile Robotics and Automation. Abhishek Publishing
- 2 Balagurusami.E, 2009. Fundamentals of Computers. Tata McGraw Hill Publishing.
- 3 <https://textileapex.blogspot.com/2014/07/computers-use-in-textile-apparel.html>.
- 4 <https://www.slideshare.net/SuvithaLatchupathi/computers-in-apparel-industry>.



Course Code	Course Name	Category	L	T	P	Credit
193MB1A1A A	ENVIRONMENTAL STUDIES	AECC	2	-	-	2

PREAMBLE

This course has been designed for students to learn and understand

- Multi disciplinary aspects of Environmental studies
- Importance to conserve the Biodiversity
- Causes of Pollution and its control

COURSE OUTCOMES

On the successful completion of the course, students will be able to

CO Number	CO Statement	Knowledge Level
CO1	understand the importance of natural resources in order to conserve for the future.	K2
CO2	inculcate the knowledge on structure, function and energy flow in the Eco system.	K3
CO3	impart knowledge on Biodiversity and its conservation.	K3
CO4	create awareness on effects, causes and control of air, water, soil and noise pollution etc.	K2,K3
CO5	build awareness about sustainable development and Environmental protection	K2,K3

MAPPING WITH PROGRAMME OUTCOMES

COs/POs	PO1	PO2	PO3	PO4	PO5
CO1	S	M	S	M	S
CO2	S	M	M	M	M
CO3	M	M	M	M	M
CO4	M	M	M	M	M
CO5	M	M	M	M	M

S Strong

M Medium

L Low



Dr. NGPASC

COIMBATORE | INDIA

193MB1A1AA	ENVIRONMENTAL STUDIES	SEMESTER I
------------	-----------------------	------------

Total Credits: 2

Total Instruction Hours: 24 h

Syllabus

Unit I Introduction to Environmental studies& Ecosystems 4 h

Multidisciplinary nature of environmental studies; components of environment – atmosphere, hydrosphere, lithosphere and biosphere. Scope and importance; Concept of sustainability and sustainable development. What is an ecosystem? Structure and function of ecosystem; Energy flow in an ecosystem: food chain, food web and ecological succession. Case studies of the following ecosystems: Forest ecosystem, Grassland ecosystem, Desert ecosystem, Aquatic ecosystems (ponds, streams, lakes, rivers, oceans, estuaries).

Unit II Natural Resources: Renewable and Non-renewable Resources 5 h

Land Resources and land use change; Land degradation, soil erosion and desertification. Deforestation: Causes and impacts due to mining, dam building on environment, forests, biodiversity and tribal populations. Water: Use and overexploitation of surface and ground water, floods, droughts, conflicts over water (international & inter-state). Heating of earth and circulation of air; air mass formation and precipitation. Energy resources: Renewable and non-renewable energy sources, use of alternate energy sources, growing energy needs, case studies.

Unit III Biodiversity and Conservation 5 h

Levels of biological diversity: genetic, species and ecosystem diversity; Biogeography zones of India; Biodiversity patterns and global biodiversity hot spots. India as a mega-biodiversity nation; Endangered and endemic species of India. Threats to biodiversity: habitat loss, poaching of wildlife, man-wildlife conflicts, biological invasions; Conservation of biodiversity: In-situ and Ex-situ conservation of biodiversity. Ecosystem and biodiversity services: Ecological, economic, social, ethical, aesthetic and Informational value.

Unit IV Environmental Pollution, Environmental Policies & Practices 5 h

Environmental pollution : types, causes, effects and controls; Air, water, soil, chemical and noise pollution. Nuclear hazards and human health risks. Solid waste management: Control measures of urban and industrial waste. Pollution case studies. Climate change, global warming, ozone layer depletion, acid rain and impacts on human communities and agriculture. Environment Laws : Environment Protection Act; Air (Prevention & Control of Pollution) Act; Water (Prevention and



control of Pollution) Act; Wildlife Protection Act; Forest Conservation Act; International agreements; Montreal and Kyoto protocols and conservation on Biological Diversity (CBD). The Chemical Weapons Convention (CWC). Nature reserves, tribal population and rights, and human, wildlife conflicts in Indian context.

Unit V Human Communities and the Environment & Field Work 5 h

Human population and growth: Impacts on environment, human health and welfare. Carbon foot-print. Resettlement and rehabilitation of project affected persons; case studies. Disaster management: floods, earthquakes, cyclones and landslides. Environmental movements: Chipko, Silent valley, Bishnios of Rajasthan. Environmental ethics: Role of Indian and other religions and cultures in environmental conservation. Environmental communication and public awareness, case studies (e.g., CNG vehicles in Delhi). Visit to an area to document environmental assets; river/forest/flora/fauna, etc. Visit to a local polluted site – Urban/Rural/Industrial/Agricultural. Study of common plants, insects, birds and basic principles of identification. Study of simple ecosystems-pond, river, Delhi Ridge, etc.


Text Books

- 1 Carson, R. 2002. Silent Spring. Houghton Mifflin Harcourt
- 2 Gadgil, M., & Guha, R. 1993. This Fissured Land: An Ecological History of India. Univ. of California Press.
- 3 Gleeson, B. and Low, N. (eds.) 1999. Global Ethics and Environment, London, Routledge.
- 4 Gleick, P.H. 1993. Water in Crisis. Pacific Institute for Studies in Dev., Environment & Security. Stockholm Env. Institute, Oxford Univ. Press.
- 5 Groom, Martha J. Gary K. Meffe, and Carl Ronald carroll. Principles of Conservation Biology. Sunderland: Sinauer Associates, 2006.
- 6 Grumbine, R. Edward, and Pandit, M.K. 2013. Threats from India's Himalaya dams. Science, 339: 36-37.
- 7 McCully, P. 1996. Rivers no more: the environmental effects of dams (pp. 2964). Zed Books.
- 8 McNeil, John R. 2000. Something New Under the Sun: An Environmental History of the Twentieth Century.
- 9 Odum, E.P., Odum, h.T. & Andrews, J. 1971. Fundamentals of Ecology. Philadelphia: Saunders.




Dr. NGPASC

COIMBATORE | INDIA

 Dr.N.G.P Arts and Science College		
APPROVED		
BoS-	AC -	GB -
B.Sc. CDF (Students admitted during the AY 2021-22)		

References

- 1 Pepper, I.L., Gerba, C.P. & Brusseau, M.L. 2011. Environmental and Pollution Science. Academic Press.
- 2 Rao, M.N. & Datta, A.K. 1987. Waste Water Treatment. Oxford and IBH Publishing Co. Pvt. Ltd.
- 3 Raven, P.H., Hassenzahl, D.M. & Berg, L.R. 2012. Environment. 8th edition. John Wiley & Sons.
- 4 Rosencranz, A., Divan, S., & Noble, M.L. 2001. Environmental law and policy in India. Tripathi 1992.

			Dr.N.G.P. Arts and Science College		
APPROVED					
BoS- 12 th		AC - 12 th		GB - 17 th	
4/1/22		28/3/22		28/3/22	



Course Code	Course Name	Category	L	T	P	Credit
191TL1A2TA	பகுதி-1: தமிழ் - தான்- II	மொழி	4	1	-	3

PREAMBLE

This course has been designed for students to learn and understand

- மொழிப் பாடங்களின் வாயிலாகத் தமிழரின் பண்பாடு, பகுத்தறிவு ஆகியவற்றை அறியச் செய்தல்
- கலை மற்றும் மரபுகளை அறியச் செய்தல்
- மாணவர்களின் படைப்பாக்கத் திறன்களை ஊக்குவித்தல்

COURSE OUTCOMES

On the successful completion of the course, students will be able to

CO Number	CO Statement	Knowledge Level
CO1	வாழ்க்கைத்திறன்கள் (Life Skills) – மாணவனின் செயலாக்கத்திறனை ஊக்குவித்தல்	K1,K2,K3
CO2	மதிப்புக்கல்வி (Attitude and Value education)	K2,K4
CO3	பாட இணைச் செயல்பாடுகள் (Co-curricular activities)	K2,K3,K4
CO4	சூழலியல் ஆக்கம் (Ecology)	K4
CO5	மொழி அறிவு (Tamil knowledge)	K5

MAPPING WITH PROGRAMME OUTCOMES

COs/POs	PO1	PO2	PO3	PO4	PO5
CO1	S	M	S	M	S
CO2	S	M	M	M	M
CO3	S	M	M	M	M
CO4	S	M	M	M	M
CO5	S	M	M	M	M

S Strong

M Medium

L Low



Dr.NGPASC

COIMBATORE | INDIA

B.Sc. CDF (Students admitted during the AY 2021-22)

191TL1A2TA	பகுதி-1: தமிழ் - தாள்- II	SEMESTER II
------------	---------------------------	-------------

Total Credits: 3

Total Instruction Hours: 60 h

Syllabus

Unit I அற இலக்கியம்

12 h

1. திருக்குறள்

அ.அறன் வலியுறுத்தல் (அ. எண்: 04)

ஆ.நட்பாராய்தல் (அ. எண்: 80)

இ.சான்றாண்மை (அ. எண்: 99)

ஈ.குறிப்பறிதல் (அ. எண்: 110)

2. மூதுரை - ஓளவையார் (10 பாடல்கள் - 6,7,9,10,14,16,17,23,26,30)

Unit II அற இலக்கியம்

10 h

1. நாலடியார் - அறிவுடைமை

2. பழமொழி நானூறு - வீட்டு நெறி

3. கார்நாற்பது - தோழி பருவங்காட்டி தலைமகளை வற்புறுத்திய பாடல்கள்
(1முதல் - 18பாடல்கள்)

Unit III உரைநடை

10 h

1. பெற்றோர்ப் பேணல் - திரு.வி.க.

2. உள்ளம் குளிர்ந்தது - மு.வரதராசனார்

3. சங்கநெறிகள் - வ.சுப.மாணிக்கம்

Unit IV உரைநடை

13 h

1. பெரியார் உணர்த்தும்

சுயமரியாதையும் சமதர்மமும் - வே. ஆனைமுத்து

2. வீரவணக்கம் - கைலாசபதி

3. மொழியும்நிலமும் - எஸ். ராமகிருஷ்ணன்



Unit V இலக்கிய வரலாறு, இலக்கணம் மற்றும் பயிற்சிப் பகுதி

அ.இலக்கிய வரலாறு

1. பதினெண் கீழ்க்கணக்கு நூல்கள்
2. தமிழ் உரைநடையின் தோற்றமும் வளர்ச்சியும்

ஆ. இலக்கணம்

1. வழு, வழுவமைதி, வழாநிலை

இ. பயிற்சிப் பகுதி

1. நூல் மதிப்பீடு மற்றும் திரைக்கதை திறனாய்வு
2. தன்விவரக் குறிப்பு எழுதுதல்


Note : பயிற்சிப் பகுதியில் வினாக்கள் அமைத்தல் கூடாது

Text Books

- 1 தொகுப்பு: தமிழ்த்துறை, டாக்டர் என்.ஜி.பி. கலை அறிவியல் கல்லூரி (தன்னாட்சி) செய்யுள் மற்றும் உரைநடைத் திரட்டு. (முதல்பதிப்பு.) சென்னை: நியூ செஞ்சுரி பக்ஹவுஸ் (பி) லிட்.

References

- 1 பேராசிரியர் புலவர் இளவரசு, சோம. (ஜூலை2012). தமிழ் இலக்கிய வரலாறு. (எட்டாம் பதிப்பு) சென்னை: மணிவாசகர் பதிப்பகம்.
- 2 பேராசிரியர் முனைவர் பாக்கியமேரி (2013). இலக்கணம் இலக்கிய வரலாறு மொழித்திறன். (முதல் பதிப்பு) சென்னை பூவேந்தன் பதிப்பகம்.
- 3 தமிழ் இணையக் கல்விக்கழகம் <<http://www.tamilvu.org/>>

		
Dr.N.G.P. Arts and Science College		
APPROVED		
BoS- 12 th	AC - 12 th	GB - 14 th
4/1/22	23/3/22	28/3/22



Course Code	Course Name	Category	L	T	P	Credit
201TL1A2HA	HINDI -II	LANGUAGE	4	1	-	3

PREAMBLE

This course has been designed for students to learn and understand

- To develop the writing ability and develop reading skill.
- To learn various concepts and techniques for criticizing literature, to learn the techniques for expansion of ideas and translation process.

COURSE OUTCOMES

On the successful completion of the course, students will be able to

CO Number	CO Statement	Knowledge Level
CO1	Learn the fundamentals of novels and stories.	K1
CO2	Understand the principles of translation work.	K2
CO3	Apply the knowledge writing critical views on fiction.	K3
CO4	Build creative ability.	K3
CO5	Expose the power of creative reading.	K2

MAPPING WITH PROGRAMME OUTCOMES

COs/POs	PO1	PO2	PO3	PO4	PO5
CO1	S	M	M	M	S
CO2	S	M	M	M	S
CO3	S	M	S	M	S
CO4	S	M	S	M	S
CO5	S	M	S	M	S

S Strong

M Medium

L Low



201TL1A2HA	HINDI -II	SEMESTER II
------------	-----------	-------------

Total Credits: 03

Total Instruction Hours: 60 h

Syllabus

Unit I 12 h

आधुनिक पद्य – शबरी (श्री नरेश मेहता)

प्रकाशक: लोकभारती प्रकाशन

पहली मंजिल, दरबारी बिल्डिंग,

महात्मा गाँधी मार्ग, इलाहाबाद-211001

Unit II 12 h

उपन्यास: सेवासदन-प्रेमचन्द

प्रकाशक: सुमित्र प्रकाशन

204 लीला अपार्टमेंट्स, 15 हेस्टिंग्स रोड

अशोक नगर इलाहाबाद-211001

Unit III 12 h

कहानी-किरीट- डा उपा पाठक / डा अचला पाण्डेय

पाठ 1. उसने कहा था

पाठ 2. कफ़न,

पाठ 3. चीफ़ की दावत

प्रकाशक: राधाकृष्ण प्रकाशन दिल्ली

Unit IV 12 h

पत्र लेखन: (औपचारिक या अनौपचारिक)

पुस्तक: व्याकरण प्रदिप – रामदेव

प्रकाशक: हिन्दी भवन 36 इलाहाबाद-211024

Unit V 12 h

अनुवाद अभ्यास-III (केवल हिन्दी से अंग्रेजी में)

(पाठ 1 to 10)

प्रकाशक: दक्षिण भारत प्रचार सभा चेन्नई -17



Course Code	Course Name	Category	L	T	P	Credit
201TL1A2MA	MALAYALAM - II	LANGUAGE	4	1	-	3

PREAMBLE

This course has been designed for students to learn and understand

- To develop the writing ability and develop reading skill.
- To learn various concepts and techniques for criticizing literature, to learn the techniques for expansion of ideas and translation process.

COURSE OUTCOMES

On the successful completion of the course, students will be able to

CO Number	CO Statement	Knowledge Level
CO1	Learn the fundamentals of novels and stories.	K1
CO2	Understand the principles of translation work.	K2
CO3	Apply the knowledge writing critical views on fiction	K3
CO4	Build creative ability.	K3
CO5	Expose the power of creative reading.	K2

MAPPING WITH PROGRAMME OUTCOMES

COs/POs	PO1	PO2	PO3	PO4	PO5
CO1	S	M	M	M	S
CO2	S	M	M	M	S
CO3	S	M	S	M	S
CO4	S	M	S	M	S
CO5	S	M	S	M	S

S Strong

M Medium

L Low



201TL1A2MA	MALAYALAM -II	SEMESTER II
------------	---------------	-------------

Total Credits: 3

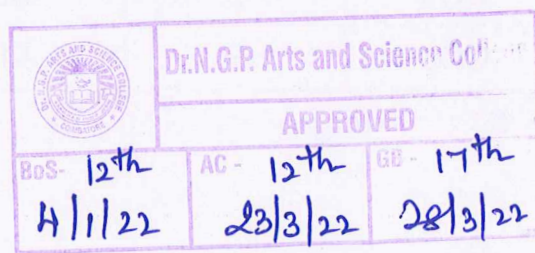
Total Instruction Hours: 60 h

Syllabus

Unit I	12 h
Travelogue	
Unit II	12 h
Novel	
Travelogue	
Unit III	14 h
Travelogue	
Unit IV	10 h
Autobiography	
Unit V	12 h
Autobiography	

Text Books

- 1 Dubai Puzha (Travelogue) By K.Krishna Das, Published by Green books Thrissur.
- 2 Vazhithirivukal (Autobiography) By Dr.APJ Abdul Kalam Published by DC.Books Kottayam



Course Code	Course Name	Category	L	T	P	Credit
201TL1A2FA	FRENCH -II	LANGUAGE	4	1	-	3

PREAMBLE

This course has been designed for students to learn and understand

- To Acquire Competence in General Communication Skills – Oral + Written – Comprehension & Expression.
- To Introduce the Culture, life style and the civilization aspects of the French people as well as of France.
- To help the students to acquire Competency in translating simple French sentences into English and vice versa.

COURSE OUTCOMES

On the successful completion of the course, students will be able to

CO Number	CO Statement	Knowledge Level
CO1	Learn the Basic verbs, numbers and accents.	K1
CO2	To learn the adjectives and the classroom environment in France.	K2
CO3	Learn the Plural, Articles and the Hobbies.	K3
CO4	To learn the Cultural Activity in France.	K3
CO5	To learn the Sentiments, life style of the French people and the usage of the conditional tense.	K2

MAPPING WITH PROGRAMME OUTCOMES

COs/POs	PO1	PO2	PO3	PO4	PO5
CO1	S	M	M	M	S
CO2	S	M	M	M	S
CO3	S	M	S	M	S
CO4	S	M	S	M	S
CO5	S	M	S	M	S

S Strong

M Medium

L Low



201TL1A2FA	FRENCH -II	SEMESTER II
------------	------------	-------------

Total Credits: 3

Total Instruction Hours: 60 h

Syllabus

Unit I

12 h

<ul style="list-style-type: none"> Proposer, accepter, refuser une invitation. Indiquer la date. 	Organiser une soirée au cinéma avec des amis, par téléphone et par courriel.	<ul style="list-style-type: none"> Comprendre un message d'invitation sur un répondeur téléphonique. Inviter quelqu'un à accepter ou refuser l'invitation.
--	--	--

Unit II

12 h

<ul style="list-style-type: none"> Prendre et fixer un rendez-vous. Demander et indiquer l'heure. 	Organiser une soirée au cinéma avec des amis, par téléphone et par courriel.	<ul style="list-style-type: none"> Comprendre des personnes qui fixent un rendez-vous par téléphonique. Prendre un rendez-vous par téléphone
---	--	--

Unit III

12 h

<ul style="list-style-type: none"> Exprimer son point de vue positif et négatif. S'informer sur le prix. S'informer sur la quantité. Exprimer la quantité. 	En groupes, choisir un cadeau pour un ami.	<ul style="list-style-type: none"> Exprimer son point de vue sur des idées de cadeau. Faire des achats dans un magasin
--	--	--

Unit IV

12 h

<ul style="list-style-type: none"> Demander et indiquer une direction. Localiser (près de, en face de). 	Suivre un itinéraire à l'aide d'indications par téléphone et d'un plan.	<ul style="list-style-type: none"> Comprendre des indications de direction. Comprendre des indications de lieu.
--	---	---

Unit V


12 h

<ul style="list-style-type: none"> Exprimer l'obligation et l'interdit. Conseiller. 	Par courrier électronique, donner des informations et des conseils à un ami qui veut voyager.	<ul style="list-style-type: none"> Comprendre une chanson. Comprendre de courts messages qui expérimentent l'obligation ou l'interdiction Donner des conseils à des personnes dans des situations données.
---	---	---



Text Books

- 1 LATITUDES 1 (Méthode de français) Pages from 56 to 101, Author : RÉGINE MÉRIEUX Publisher : GOYAL Publishers & Distributors Pvt

 Dr.N.G.P Arts and Science College		
APPROVED		
BOS 12 th 4/1/22	AC - 12 th 23/3/22	GB - 12 th 28/3/22



Course Code	Course Name	Category	L	T	P	Credit
211EL1A2EA	PROFESSIONAL ENGLISH - II	LANGUAGE	4	-	1	3

PREAMBLE

This course has been designed for students to learn and understand

- The effect of dialogue, the brilliance of imagery and the magnificence of varied genres
- The vocabulary and to frame sentence structure
- The transactional concept of English language

COURSE OUTCOMES

On the successful completion of the course, students will be able to

CO Number	CO Statement	Knowledge Level
CO1	Interpret skills in communication and to shape their attitude	K2
CO2	Develop oral and written language skills in a business context	K3
CO3	Analyze to gain key strategies and expressions for communicating with professionals	K3
CO4	Inspect the knowledge to the corporate needs	K4
CO5	Formulate Inter and Intrapersonal skills	K5

MAPPING WITH PROGRAMME OUTCOMES

COs/POs	PO1	PO2	PO3	PO4	PO5
CO1	S	S	M	M	S
CO2	S	S	S	S	S
CO3	M	S	S	S	M
CO4	S	S	M	S	M
CO5	S	S	S	S	M

S Strong

M Medium

L Low



Dr. NGPASC

COIMBATORE | INDIA

211EL1A2EA	PROFESSIONAL ENGLISH - II	SEMESTER II
------------	---------------------------	-------------

Total Credits: 3

Total Instruction Hours: 60 h

Syllabus

Unit I Technical English 12 h

Communication: Process- Methods- Channels- Barriers of Communications

Phonetics: Basics of phonetics - Consonants and Vowel sounds

Reading Skills: Skimming and Scanning- Reading Different Kinds of Texts- Types- Developing a Good Reading Speed

Writing Skills: Note- Making and note taking, Paragraph Writing: Structure and principles

Unit II Business English 12 h

Structure and Planning of Letters: Elements of Structure- Forms of Layout- Style- Writing Business Letters

Quotation, Order and Tender: Inviting - Sending Quotation letter - Placing Orders- Inviting Tenders

E-mail Correspondence: Structure- Procedure- Style- Guidelines- Jargon and Acronyms- Security Precaution

Seminar and Meetings: Introduction- Organizing a Seminar- Sample Brochure- Conducting and Participating in a Meeting

Unit III Professional English 12 h

Report Writing: Importance- Process- Types- Structure

Memo: Importance- Structure

Notice, Agenda and Minutes: Meeting- Notice- Agenda- Minutes: Preparation- Structure- Delivery

Brochures: Purpose- Audience- Qualities

Unit IV Employment Communication 12 h

Resume Writing : Elements of Resume - difference between CV and Resume - Writing Job Application

Art of Conversation: Small Talk- Body Language- Principles of Good Conversation

Interview: Organizational role- Goals- Types- Interview Process

Group Discussion: Importance- Features- Strategies- Barriers



Unit V Soft Skills

12 h

Self - Discovery and Goal Setting: Self - Discovery - Goals and Types- Benefits, Areas and Clarity of Goal Setting

Positive Thinking (PT) and Attitude: Benefits of PT and Attitude- Develop Positive Attitude and Thinking- Drive out Negative Thinking and Attitude

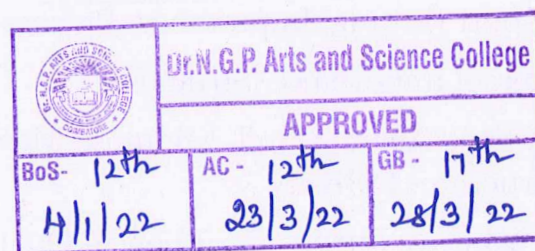
Etiquettes and Manners: Home, Table and Business, Time Management

Text Books

- 1 Prabha, Dr. R. Vithya & S. Nithya Devi. 2019. Sparkle. (1st Edn.) McGraw - Hill Education. Chennai. [Unit I - V]

References

- 1 Ghosh, B.N. Editor. 2017. Managing Soft Skills for Personality Development. McGraw - Hill Education, Chennai.
- 2 Adams, Katherine L. and Gloria I. Galanes. 2018. Communicating in Groups- Applications and Skills. McGraw - Hill Education, Chennai.
- 3 Koneru, Aruna. 2017. Professional Communication. McGraw - Hill Education, Chennai.
- 4 Koneru, Aruna. 2011. English Language Skills. McGraw - Hill Education, Chennai.



Course Code	Course Name	Category	L	T	P	Credit
202CF1A2CA	TEXTILE SCIENCE	CORE	4	-	-	4

PREAMBLE

This course has been designed for students to learn and understand

- Analyze the different types of fibers, yarn and nonwovens
- Recognize the manufacturing process of various fibers, yarn and nonwovens.
- Identify the Process sequence in manufacturing of non-woven fabrics

COURSE OUTCOMES

On the successful completion of the course, students will be able to

CO Number	CO Statement	Knowledge Level
CO1	Classify the fibers, yarns and its characteristics	K2
CO2	Explain the manufacturing process, properties and uses of natural fibers	K3
CO3	Explain the manufacturing process, properties and uses of man-made fibers	K3
CO4	Summarize the various process of spinning	K4
CO5	Outline the manufacturing of non-woven, types and application	K5

MAPPING WITH PROGRAMME OUTCOMES

COs/POs	PO1	PO2	PO3	PO4	PO5
CO1	M	S	S	M	S
CO2	M	S	S	S	S
CO3	M	S	M	S	S
CO4	M	S	M	S	S
CO5	M	S	M	S	S

S Strong

M Medium

L Low



Dr. NGPASC

COIMBATORE | INDIA

202CF1A2CA	TEXTILE SCIENCE	SEMESTER II
------------	-----------------	-------------

Total Credits: 4

Total Instruction Hours: 48 h

Syllabus

Unit I Textiles Fibers 10 h

Introduction to the textile fibers-Definition, classification of fibers- natural and man- made- primary and secondary characteristics of textile fibers. Natural fibers- Manufacturing process, properties and end uses of cotton, linen, jute, pineapple, hemp, bamboo, silk, wool, hair fibers.

Unit II Man- made and Recent Fibers 10 h

Manmade fibers-Manufacturing process, properties and uses of Man-made fibers - viscose rayon, acetate rayon, nylon, polyester, and acrylic. Recent fibers used in textile industry-Fiber extraction, properties, end uses of lotus fiber, stinging nettle fiber, coffee ground fibers, spider silk, Nano fiber.

Unit III Method of Spinning 8 h

Spinning- definition, classification of spinning- chemical spinning and mechanical spinning- process of ginning, Functions of blow room-blending, opening, cleaning, Functions of carding, Functions of drawing, combing, roving, spinning. Chemical spinning-process of Chemical spinning, Types of chemical spinning- melt, dry, wet

Unit IV Types of yarn 10 h

Yarn - definition, classification- simple and fancy yarns, yarn count- definition, types- direct and indirect system, yarn twist- classification of yarn twists, yarn number, types of yarn package. Sewing threads-Definition, classification, properties, uses of threads.

Unit V Non-Woven Fabrics 10 h

Definition, Process sequence in manufacturing of non-woven- types of non-woven, types of web formation, different bonding techniques- mechanical bonded, chemical bonded, thermal bonded, spun bonded and melt blown. Application of non-woven fabrics.




Text Books

- 1 Barker. A.F. (2007)). "Handbook of Textiles", Abhishek Publications Chandigarh.
- 2 Kim Gandhi (2019). "Woven Textiles (Principles, Technologies & Applications)", Woodhead Publishing Limited

References

- 1 Kaplam .N.S, (2002.). A Practical Guide to Fiber Science..(Edn.) Abhishek Publications: Chandigarh
- 2 Gordon Cook.J(2001.). Handbook of Textile Fibres: Natural Fiber, Woodhead Publishing Limited.)
- 3 Gordon Cook.J, (2001). Handbook of Textile Fibres: Manmade Fiber Volume: Woodhead Publishing Limited
- 4 Kaplam .N.S, 2002. A Practical Guide to Fiber Science. Abhishek Publications, Chandigarh Arthur Price Pizzuto.J.J. ,1994. (Fabric Science.).6thEdition Fairchild Publications

		
Dr.N.G.P Arts and Science College		
APPROVED		
BoS- 12 th	AC - 12 th	GB - 17 th
4/1/22	23/3/22	28/3/22



Course Code	Course Name	Category	L	T	P	Credit
202CF1A2CB	SEWING TECHNOLOGY	CORE	4	-	-	4

PREAMBLE

This course has been designed for students to learn and understand

- The parts and functions of sewing machines
- The spreading methods
- The different stitches and pressing methods

COURSE OUTCOMES

On the successful completion of the course, students will be able to

CO Number	CO Statement	Knowledge Level
CO1	Discuss about Sewing machineries and classification of sewing machines	K2
CO2	Examine about lower and upper threading of sewing Machines, loops and loop spreader, Types of feeding and mechanisms	K3
CO3	Outline about Spreading methods and marking methods	K3
CO4	Analyze the cutting technology with different machines	K4
CO5	Knowledge about different types of needles	K5

MAPPING WITH PROGRAMME OUTCOMES

COs/POs	PO1	PO2	PO3	PO4	PO5
CO1	S	S	S	S	S
CO2	M	S	S	S	S
CO3	S	S	S	S	S
CO4	S	S	M	S	M
CO5	S	S	M	M	S

S Strong

M Medium

L Low



202CF1A2CB	SEWING TECHNOLOGY	SEMESTER II
------------	-------------------	-------------

Total Credits: 4

Total Instruction Hours: 48 h

Syllabus

Unit I Sewing machineries 8 h

Sewing machineries- classification of sewing machines, Single needle machine, double needle machine, over lock machine, flat lock machine, bar tacking machine, button hole making machine, button fixing machine. Feeding mechanisms- drop feed, differential feed, needle feed, compound feed, unison feed, puller feed. Care and maintenance of sewing machines, Common problems and remedies.

Unit II Stitching mechanism 10 h

Stitching mechanism-needles, bobbin and bobbin case, bobbin winding, loops and loop spreader, threading finger, upper and lower threading, auxiliary hooks, throat plates, take-ups, tension discs-upper and lower thread tension, needle threader, pressure foot and its types, adjustments of sewing machines- tension, stitch length, pressure and pressure foot, needle changing.

Unit III Special attachments 10 h

Special attachments - hemmer, Ruffler, Binder, Tucker, Cloth guide, Cording foot or Zipper foot, Gathering foot Needle thread. Spreading- types, qualities, equipment's, tools and its methods. Marking - methods - manual and computerized, types of markers, efficiency of a marker plan, requirements of marker planning.

Unit IV Cutting technology 10 h

Preparation of fabric for cutting- importance of grain in cutting and construction, steps in preparing the fabric for cutting. Cutting technology- definition, function. Cutting tools- scissors, dress making shears, pinking shears, buttonhole scissors, electric scissors. Cutting machines - straight knife cutting machine, rotary cutting machine, band knife cutting machine, die cutters and notches.



Unit V Sewing threads

10 h

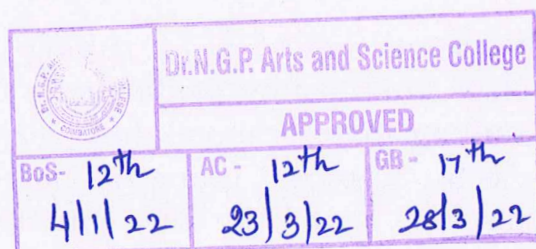
Stitches- definition, standards of stitches, stitch classification, Application of various stitches in apparels, defects and remedies of stitches used in apparel industry. Sewing threads- types, essential qualities of a sewing thread. Needle, types and sizes of needle and its usage. Pressing equipments- purpose, pressing equipments and methods- iron, steam press, steam air finisher, special types-pleating, permanentpress

Text Books

- 1 MaryMathews, 2015. "Practical Clothing Construction- Part I and II".Cosmic Press, Chennai
- 2 Harold Carr and Barbara Latham. 2014. "The Technology of Clothing Manufacture". Blackwell Science Publishers.

References

- 1 Gerry cooklin T.B, 2015. Introduction to Clothing Manufacture.Blackwell Science Publishers.
- 2 Dorthy Wood,2017,How to Sew,South Water Publishers
- 3 Zarapker.K.R,2014, Zarapker system of cutting ,Navneet publication India
- 4 Winifred Aldrich, 2019 Metric patternCutting and Tailoring for childres and babys wear - 4th Edition .John Wiley and son



202CF1A2CP	TEXTILE SCIENCE LAB	SEMESTER- II
------------	---------------------	--------------

Total Credits: 3

Total Instructions Hours: 90

S.No

List of Experiments

- 1 Identification of textile fibers with Microscopic method, Flame test.
Chemical test - cotton, linen, jute, wool, silk, rayon, nylon, polyester.
- 2 Determining the yarn count by Wrap reel and Beesley's balance.
- 3 Determining the twist of the yarn using Twist tester.
- 4 Determining the strength of the yarn by Lea strength test.
- 5 Determining the weight of the fabric.
- 6 Determining the fabric strength by Tearing strength test.
- 7 Determining the fabric strength by Bursting Strength test.
- 8 Determining the fabric count by Raveling method and Pick glass method.
- 9 Course length and loop length of knitted fabric.
- 10 Color fastness to washing.
- 11 Color fastness to crock meter test.
- 12 Color fastness to Light.

Note: Any 10 is mandatory




Dr. NGPASC

COIMBATORE | INDIA

B.Sc. CDF (Students admitted during the AY 2021-22)

References

- 1 Kaplam .N.S, 2002. A Practical Guide to Fiber Science. (Edn.) Abhishek Publications; Chandigarh
- 2 Gordon Cook. J, 2001. Handbook of Textile Fibres: Natural Fiber, Wood head Publishing Limited.
- 3 Gordon Cook. J, 2001. Handbook of Textile Fibres: Manmade Fiber Volume: Wood head Publishing Limited
- 4 Barker. A.F, 2007. Handbook of Textiles, Abhishek Publications Chandigarh.

		
Dr.N.G.P. Arts and Science College		
APPROVED		
12 th	AC - 12 th	GB - 17 th
4/1/22	23/3/22	28/3/22



Course Code	Course Name	Category	L	T	P	Credit
196BM1A2IA	ENTREPRENEURIAL DEVELOPMENT	IDC	4	-	-	4

PREAMBLE

This course has been designed for students to learn and understand

- To understand the character, function, types and factors affecting entrepreneurship
- To identify the institutional support, projects and source of finance for entrepreneurs
- How to become an entrepreneur

COURSE OUTCOMES

On the successful completion of the course, students will be able to

CO Number	CO Statement	Knowledge Level
CO1	To know the Meaning, Characteristics, Functions and Types of entrepreneur	K2
CO2	To understand the Factors affecting Entrepreneurial growth.	K3
CO3	To identify the institutional support to entrepreneurs.	K3
CO4	To interpret the Characteristics, Classification, Identification and Selection of a project.	K4
CO5	To analyze the Source of finance for a project.	K3

MAPPING WITH PROGRAMME OUTCOMES

COs/POs	PO1	PO2	PO3	PO4	PO5
CO1	M	M	M	S	S
CO2	M	M	M	S	S
CO3	M	M	M	S	S
CO4	M	M	M	S	S
CO5	M	M	M	S	S

S Strong

M Medium

L Low



196BM1A2IA	ENTREPRENEURIAL DEVELOPMENT	SEMESTER II
------------	-----------------------------	-------------

Total Credits: 4

Total Instruction Hours: 48 h

Syllabus

Unit I Entrepreneurship 10 h

Meaning of Entrepreneurship - Characteristics - Functions-Types of entrepreneur- Entrepreneur Vs Manager - Role of entrepreneurship in economic development- Women Entrepreneurs-Problems.

Unit II Startups 10 h

Factors affecting Entrepreneurial growth- Entrepreneurship Development Programmes - Need - Objectives - Course contents and Curriculum- Phases - Problems - Steps for starting a small industry.

Unit III Institution support 10 h

Institutional support to entrepreneurs-DIC- NSIC- SIDO- SISI- SIDCO- KVIC-TCO- NPC- Industrial Estates

Unit IV Projects 10 h

Project- Characteristics of a project- Classification- Identification - Selection - Project life cycle phases- project formulation - Contents of a project report - Specimen of a project report - Project Appraisal methods.

Unit V Financial support 8 h

Source of finance for a project-Institutional finance to entrepreneurs- IFCI-ICICI- IDBI- SIDBI-SIPCOT- TIIC- SFC-EXIM Bank.




Text Books

- 1 Khanka.S.S, R (2014). Entrepreneurial Development. : Chand& Company Ltd.
- 2 Gupta.C.B,Srinivasan.N.P. (2015). Entrepreneurial Development. New Delhi: Sultan Chand and Sons.

References

- 1 Choudhury.S (2017). Project Management. Chennai: Tata McGraw Hill Publishing Co. Ltd.
- 2 Sangeeta sharma, (2016). Entrepreneurship Development.Delhi: PHI Learning private limited.
- 3 Nandan.H(2013). Fundamentals of Enterpreneurship. (10 Edn.) Delhi : PHI Learning private limited.

		
Dr.N.G.P Arts and Science College		
APPROVED		
BoS- 12 th	AC - 12 th	GB - 17 th
4.1.22	23.3.22	28.3.22



Course Code	Course Name	Category	L	T	P	Credit
196BM1A2AA	HUMAN RIGHTS	AECC	2	-	-	2

PREAMBLE

This course has been designed for students to learn and understand

- To study how human values and personality traits help to develop the characteristics of each individual
- Understanding the moral values towards the enrichment of the society
- Identify the impact of ethics and values on the global development of the current scenario

COURSE OUTCOMES

On the successful completion of the course, students will be able to

CO Number	CO Statement	Knowledge Level
CO1	Understand the concept of human values, personality traits and character formation.	K2
CO2	Acquire the knowledge through value education towards national and global development.	K1
CO3	Introduce the basic concepts of conflict, emotions and adolescent emotions.	K1
CO4	Illustrate the techniques in therapeutic measures like yoga and meditation.	K2
CO5	Learn the concepts of human rights, rights for women and children and domestic violence.	K3

MAPPING WITH PROGRAMME OUTCOMES

COs/POs	PO1	PO2	PO3	PO4	PO5
CO1	S	S	S	S	M
CO2	S	M	S	S	S
CO3	S	S	M	S	S
CO4	S	S	S	S	M
CO5	S	S	S	S	S

S Strong

M Medium

L Low



196BM1A2AA	HUMAN RIGHTS	SEMESTER II
------------	--------------	-------------

Total Credits: 2

Total Instruction Hours: 24 h

Syllabus

Unit I Introduction to Human Values 05 h

Concept of Human Values - Value Education Towards Personal Development - Aim of education and value education - Evolution of value oriented education - Concept of Human values - Types of values - Components of value education - Personal Development: Self analysis and introspection - Sensitization towards gender equality - Physically challenged - Intellectually challenged - Respect to age - Experience - Maturity - Family members - Neighbours - Co-workers - Character Formation towards Positive Personality: Truthfulness - Constructivity - Sacrifice - Sincerity - Self Control - Altruism - Tolerance - Scientific Vision.

Unit II Value Education and Social Values 05 h

Value Education Towards National and Global Development National and International Values: Constitutional or national values - Democracy - Socialism - Secularism - Equality - Justice - Liberty - Freedom and fraternity - Social Values - Pity and probity - Self control - Universal brotherhood - Professional Values - Knowledge thirst - Sincerity in profession - Regularity - Punctuality and faith - Religious Values - Tolerance - Wisdom - Character - Aesthetic values - Love and appreciation of literature and fine arts and respect for the same - National Integration and international understanding.

Unit III Global Development on Ethics and Values 04 h

Impact of Global Development on Ethics and Values: Conflict of cross-cultural influences - Mass media - Cross-border education - Materialistic values - Professional challenges and compromise - Modern Challenges of Adolescent Emotions and behave or Sex and spirituality: Comparison and competition - Positive and negative thoughts - Adolescent Emotions - Arrogance - Anger - Sexual instability - Selfishness - defiance.

Unit IV Yoga and Meditation 05 h

Therapeutic Measures: Control of the mind through - Simplified physical exercise - Meditation - Objectives - Types - Effect on body - Mind - Soul - Yoga - Objectives - Types - Asanas - Activities: Moralisation of Desires - Neutralisation of Anger - Eradication of Worries - Benefits of Blessings.



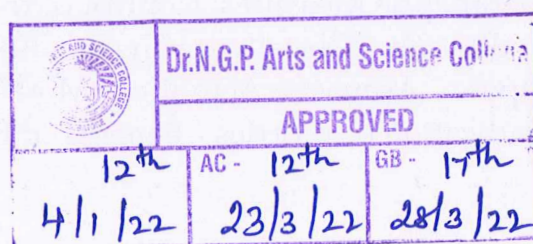
Unit V Human Rights and Rights of Women and Children

05 h

Human Rights - Concept of Human Rights – Indian and International Perspectives
 - Evolution of Human Rights - Definitions under Indian and International documents - Broad classification of Human Rights and Relevant Constitutional Provisions - Right to Life - Liberty and Dignity - Right to Equality - Right against Exploitation - Cultural and Educational Rights - Economic Rights - Political Rights - Social Rights - Human Rights of Women and Children - Social Practice and Constitutional Safeguards - Female Foeticide and Infanticide - Physical assault and harassment - Domestic violence - Conditions of Working Women - Institutions for Implementation - Human Rights Commission - Judiciary - Violations and Redressal Violation by State - Violation by Individuals - Nuclear Weapons and Terrorism Safeguards.

References

- 1 Brain Trust Aliyar, 2008, Value Education for health, happiness and harmony. Vethathiri publications, Erode
- 2 Grose. D. N, 2005, A text book of Value Education. Dominant Publishers and Distributors, New Delhi.
- 3 Yogesh Kumar Singh & Ruchika Nath, 2005, Value Education, P. H Publishing Corporation, New Delhi.
- 4 Venkataram & Sandhiya. N, 2001, Research in Value Education, APH Publishing Corporation, New Delhi.
- 5 Seetharam. R. (Ed), 1998, Becoming a better Teacher Madras Academic Staff College.
- 6 Brain Trust Aliyar, 2004, Value Education for Health, Happiness and Harmony. Vethathiri publications, Erode.
- 7 Swami Vivekananda, 2008, Personality Development. Advaita Ashrama, Kolkata.
- 8 Dey A. K, 2002, Environmental Chemistry. New Delhi – Vile Dasas Ltd.



Course Code	Course Name	Category	L	T	P	Credit
202CF1A3CA	PATTERN MAKING AND GRADING	CORE	4	-	-	4

PREAMBLE

This course has been designed for students to learn and understand

- The importance of body measurements.
- The types of pattern making.
- The fitting and grading.

COURSE OUTCOMES

On the successful completion of the course, students will be able to

CO Number	CO Statement	Knowledge Level
CO1	Explaining the importance of body measurements	K2
CO2	Show the definition, types and methods of pattern making and illustrate the basic bodice and sleeve pattern.	K3
CO3	Develop the styles created by shifting of blouse darts and explain the standards of a good fit and the solving fitting problems in a blouse..	K3
CO4	Outline the pattern alteration and its importance and develop the definition and types of pattern grading to the graded patterns of basic bodice and sleeve.	K4
CO5	Teach about pattern alteration and Dart Manipulation.	K3

MAPPING WITH PROGRAMME OUTCOMES

COs/POs	PO1	PO2	PO3	PO4	PO5
CO1	S	S	S	M	S
CO2	M	S	S	S	S
CO3	S	S	M	S	S
CO4	S	S	M	M	M
CO5	S	S	M	M	S

S Strong

M Medium

L Low



Dr.NGPASC

COIMBATORE | INDIA

B.Sc. CDF (Students admitted during the AY 2021-22)

202CFIA3CA	PATTERN MAKING AND GRADING	SEMESTER III
------------	----------------------------	--------------

Total Credits: 4

Total Instruction Hours: 48 h

Syllabus

Unit I Measurement Tools 10 h

Pattern making- Definition, Types, Drafting, Draping and Flat pattern making- merits and demerits. Body measurement – importance, preparing for measuring and tools for taking measurements - Manual. Body measurements for Men, Women and Children.

Tools for Clothing Construction-Cutting tools, Measuring tools, Marking tools, General tools and Pressing tools.

Unit II Drafting Techniques 10 h

Drafting -Principles of pattern drafting, Pattern details, steps in drafting basic bodice front, back, sleeve and collar for Men, Women and Children. Types of paper patterns (Patterns for personal measurements and commercial patterns)

Draping- Techniques to drape basic front bodice, basic back bodice and Skirt using dress Form.

Unit III Grading 9 h

Grading- definition, principles of grading- master and basic grades- back, front, sleeve and collar. An introduction to computerized grading.

Preparation of fabric for cutting –importance of grain in cutting and construction, steps in preparing the fabric for cutting.

Unit IV Pattern Layout 9 h

Pattern Layout- Definition, Types, and Rules to remember in Pattern layout. Fabric Cutting, Transferring Pattern Markings- Types, Stay Stitching and Ease Stitching. Fitting- standards of a good fit, different types of fit- classic fit, slim fit, super slim fit.



Unit V Pattern alteration

10 h

Pattern alteration - Importance of Altering patterns, general principles for Pattern alteration. Common Pattern alterations.


Dart Manipulation- Creating Styles through Shifting blouse dart to new position, adding fullness at the top and bottom edges of the bodice, converting darts to seams, incorporating darts into a seam forming the yoke, converting darts to a partial yoke design.

Text Books

- 1 Mary Mathews, (1986)). Practical Clothing Construction - Part I And II Cosmic Press, Chennai.
- 2 Helen Joseph, Armstrong, (2006). Pattern Making for Fashion Design. Library Of Congress: In-Publication Data

References

- 1 Martin M Shoben, (1987). Pattern Cutting And Making Up: Cbs Publishers And Distributors. P (ltd).
- 2 Gerry Cooklin, (1990). Pattern Grading For Women's Clothing, The Technology Of Sizing: Blackwell Science Ltd.
- 3 Mary Mathews Practical Clothing Construction: Designing Drafting and Tailoring
- 4 Lincecum Steffani, 2010. Pattern Making for a Perfect Fit, Watson Guptill Publications



Course Code	Course Name	Category	L	T	P	Credit
202CF1A3CB	FABRIC CONSTRUCTION	CORE	4	-	-	4

PREAMBLE

This course has been designed for students to learn and understand

- The Process involved in woven and knit fabrics.
- The Weaving mechanism and Knit structures.
- The Fabrication sequence and techniques

COURSE OUTCOMES

On the successful completion of the course, students will be able to

CO Number	CO Statement	Knowledge Level
CO1	Discuss the Elements of woven design, Methods of fabric representation.	K2
CO2	Classify the Twill weave and Crepe weaves.	K3
CO3	Explain Ordinary and brighten honey comb, Huck a back, mock leno, Extra warp and extra weft figuring and Backed fabrics.	K2
CO4	Explain knitting and compare weaving and Knitting, warp and weft knitted fabrics. Classify warp and weft knitting	K2, K3
CO5	Explain Weft knitting and Warp knitting, Categorize types of threading, production of nets, curtains, heavy fabrics, elasticized fabrics..	K2,K4



MAPPING WITH PROGRAMME OUTCOMES

COs/POs	PO1	PO2	PO3	PO4	PO5
CO1	S	S	S	M	M
CO2	S	S	S	M	M
CO3	S	S	S	M	M
CO4	S	S	S	M	M
CO5	S	S	S	M	M

S Strong

M Medium

L Low



202CFIA3CB	FABRIC CONSTRUCTION	SEMESTER III
------------	---------------------	--------------

Total Credits: 4

Total Instruction Hours: 48 h

Syllabus

Unit I Weaving 10 h

Weaving-Introduction to weaving, definition, operation. Elements of woven design, methods of fabric representation, draft – types – straight, skip, pointed, grouped draft and lifting plan. Plain, warp rib, weft rib, matt rib and Jacquard weave.

Unit II Twill and Crepe weave 10 h

Twill weave- classification- continuous, pointed/Zigzag, rearranged twill (satin, sateen and corkscrew weaves), combination, broken and transposed twill. Crepe weaves- types

Unit III Types of weaves 10 h

Ordinary and brighten honey comb, huck a back, mock leno. Extra warp and extra weft figuring- single and double colours. Backed fabrics –warp and weft backed fabrics.

Unit IV Knitting 9 h

Introduction to knitting, comparison of weaving and knitting, classification of warp and weft knitting, comparison of warp and weft knitted fabrics. General terms and basic knitting elements of weft and warp knitting. 3 way technique to develop design – knit, tuck, miss.

Unit V Weft knitting 9 h

Weft knitting - Single jersey, rib, interlocks, purl, Warp knitting – lapping variations – tricot, raschel, single bar, 2 bar, multi bar machines. Types of threading, production of nets, curtains, heavy fabrics, elasticized fabrics.




Text Books

- 1 Murphy. W. S, 2004. "Textile Weaving and Design". Abhishek Publication
- 2 David J spencer, 2001. "Knitting technology: A comprehensive handbook and practical guide". Wood head publishing.

References

- 1 Manmeetsodhina, 2004. "Knitting technology". Kalyani publishers.
- 2 Grosicki.Z.J, Watson, 1912. "Watsons Advanced Textile Design". Wood Head Publishing Ltd.
- 3 Ashen Hurst, 2004. "Textile Calculation and Structure of Fabrics". Abhishek Publication.
- 4 DR.N.Albumen, 2007. "Knitting fundamentals, machines, structures and developments". New age international (p) Ltd., publishers

			Dr.N.G.P. Arts and Science College		
APPROVED					
BoS- 12 th		AC - 12 th		GB - 17 th	
4/1/22		23/3/22		28/3/22	



Course Code	Course Name	Category	L	T	P	Credit
192CF1A3CC	SURFACE EMBELLISHMENT	CORE	4	-	-	4

PREAMBLE

This course has been designed for students to learn and understand

- The Basic Embroidery
- The techniques of the design to fabric
- The Working procedure for the stitches

COURSE OUTCOMES

On the successful completion of the course, students will be able to

CO Number	CO Statement	Knowledge Level
CO1	Study about tools used and categories of Embroidery	K2
CO2	Demonstrate the flat and loop stitches	K3
CO3	Understand Knotted stitches and embellishment works.	K3
CO4	Discuss about Indian Traditional Embroidery	K4
CO5	Prepare the Fabric and colours used in Traditional Embroidery.	K3

MAPPING WITH PROGRAMME OUTCOMES

COs/POs	PO1	PO2	PO3	PO4	PO5
CO1	M	M	M	M	S
CO2	S	S	S	S	S
CO3	M	M	M	S	S
CO4	M	M	M	S	S
CO5	S	S	S	S	S

S Strong

M Medium

L Low



192CF1A3CC	SURFACE EMBELLISHMENT	SEMESTER III
------------	-----------------------	--------------

Total Credits: 4

Total Instruction Hours: 48 h

Syllabus

Unit I Embroidery 10 h

Embroidery - Definition, types of embroidery, tools used in embroidery .Categories of embroidery. Embroidery threads and their classification. Selecting motifs for embroidery - theme, age group, occasion.

The steps of design transfer to fabric. Advanced CAD based embroidery. Usage of Artificial Intelligence in embroidery. Machine embroidery technology.

Unit II Flat and loop stitches 10 h

Stitches and Working procedure for - Basic stitches- flat stitches , running stitch , back stitch , stem stitch, satin stitch , couching stitch , cross stitch , herringbone stitch .

Stitches and working procedure for - Loop stitches - chain stitch, lazy-daisy stitch, button hole stitch, blanket stitch, fishbone stitch, feather stitch, fly stitch .

Unit III Knotted stitches and embellishment works 9 h

Stitches and Working procedure for - Knotted stitches,- French knot stitch, double knot stitch, bullion knot stitch. Applique work using readily available applique in markets, mirror work using artificial and readily available mirror in market, smocking using satin clothes with different techniques, cut works, Sequence works such as chumkis and stone works. Liquid embroidery.

Unit IV Indian Traditional Embroidery 9 h

Traditional embroidery- Kashida of kashmir - motifs, fabric used, colors used in embroidery, phulkari of Punjab -motifs, fabric used, colors used in embroidery, Kutch of Gujarat - motifs, fabric used, colors used in embroidery, Rabari of Rajasthan - motifs, fabric used, colors used in embroider



Unit V Fabric and colours used in Traditional Embroidery

9 h

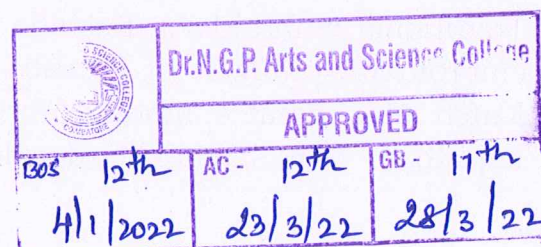
Traditional embroidery - Kasuti of Karnataka - motifs, fabric used, colors used in embroidery, Chickankari of Lucknow - motifs, fabric used, colors used in embroidery, Kantha of Bengal - motifs, fabric used, colors used in embroidery, Applique crafts of Orissa - motifs, fabric used, colors used in embroidery, Zardozi of India - motifs, fabric used, colors used in embroidery, Toda of TamilNadu - motifs, fabric used, colors used in embroidery, Pipli of Odhisha - motifs, fabric used, colors used in embroidery

Text Books

- 1 ShailajaD . Nail,, (2010.). Traditional Embroideries of India ..(Edn.): Ashish Publishers
- 2 Mary Mathews ,. (2015). Practical clothing construction Part - I and II. (Edn.): Cosmice Press , Chennai

References

- 1 Anne Butcher &Debra ,2008. (Royal School of Needle Work Embroider techniques). Indian Textiles. (Edn.) : Sally Saunders designs
- 2 Janice Vaine,,I.N. (2005). Hand Embroidery stitches at a glance. (10 Edn.): Laundauer Publishers
- 3 D.K. (2015). Embroidery : A step - by - step Guide to more than 200 stitches. (Edn.) : D.K Publishers
- 4 Wendi gratz. (2020). How to Embroidery almost everything : A source of 500, modern motifs- Learn to draw with thread .. (Edn.) Quarry books, USA



202CF1A3CP	FABRIC CONSTRUCTION LAB	SEMESTER III
------------	-------------------------	--------------

Total Credits: 4

Total Instructions Hours: 48h

S.No	List of Experiments
1	Plain weave
2	Warp rib/weft rib
3	Twill weave(Right hand twill/Left hand twill
4	Satin/Sateen
5	Honey comb weave
6	Huck a back weave
7	Extra warp / weft figuring
8	Plain knit
9	Rib
10	Inter lock
11	Tricot
12	Raschel – net, dress lace

Note: Any 10 is Mandatory

Instructions for the above contents:


Design, Draft and Peg plan for the Woven

Design, Loop Calculation, CPI, WPI for Knits



References

- 1 Murphy.W.S,2004. Textile Weaving and Design. Abhishek Publication.
- 2 Lord.P.R,Mohamed.M.H,1973.Weaving:ConversionofYarntoFabric. Woodhead Publishing Ltd.
- 3 Grosicki.Z.J,Watson,1912.WatsonsAdvancedTextileDesign.Woodhead Publishing Ltd.
- 4 KanwarVarinderPalSingh,2004.TextileWeavingandDesign.Abhishek Publications.

			Dr.N.G.P. Arts and Science College		
APPROVED					
BoS- 12 th		AC - 12 th		GB - 17 th	
4/1/22		23/3/22		28/3/22	



Course Code	Course Name	Category	L	T	P	Credit
192CE1A3IB	CHEMISTRY IN TEXTILES	IDC	4	-	-	4

PREAMBLE

This course has been designed for students to learn and understand

- The hardness of water and softening methods
- The concepts of manufacturing of soaps and detergents
- About the latest bleaching techniques, fastness properties and removal of different stains

COURSE OUTCOMES

On the successful completion of the course, students will be able to

CO Number	CO Statement	Knowledge Level
CO1	Understand the hardness, pH of water and different softening methods	K2
CO2	Infer the manufacturing of soaps and detergents	K3
CO3	Relate the stiffening agents and bleaches of the clothes	K3
CO4	Summarize the dry cleaning and laundry process	K4
CO5	Explain the stain and removal of different stains in cloth	K5

MAPPING WITH PROGRAMME OUTCOMES

COs/POs	PO1	PO2	PO3	PO4	PO5
CO1	S	S	S	M	S
CO2	M	S	S	S	S
CO3	S	S	M	S	S
CO4	S	S	M	M	M
CO5	S	S	M	M	S

S Strong

M Medium

L Low



192CE1A3IB	CHEMISTRY IN TEXTILES	SEMESTER III
------------	-----------------------	--------------

Total Credits: 4

Total Instruction Hours: 48 h

Syllabus

Unit I Hardness of Water and Treatment 10 h

Hardness of water - Types - Equivalents of calcium carbonate - Units of hardness Degree of hardness and pH value of waste water in dyeing process. Softening of hard water: external conditioning - zeolite - ion exchange methods - Reverse Osmosis.

Unit II Manufacture of Soap and Detergents 10 h

Laundry soaps - Manufacture of soap (Hot process, cold process), composition of soap, types of soap, soap less detergents, chemical action of detergent, detergent manufacture, advantages of detergents.

Unit III Stiffening Agents & Bleaches 10 h

Finishes - Stiffening Agents - Starch (cold water and hot water), other stiffening agents, preparation of starch. Effect of Bleaches, classification of Bleaches, application.

Unit IV Dry cleaning and Laundry Process 9 h

Laundry Blues and Fluorescent Brightening Agents, types, mechanism and application. Dry cleaning - using absorbents, using grease solvents.

Unit V Stains 9 h

Stains - identification and classification, principles of stain removal. Stain removal - food stains, lead pencil, lipstick, mildew, nose drops, paint, perfume, perspiration / mildew, tar, turmeric and kum- kum.




Text Books

- 1 Wingate I B, Textiles fabrics and their Selection, Allied publishers Ltd, Chennai
- 2 SusheelaDantyagi, Fundamentals of Textiles and their Care, 1980, Orient Long mann Ltd.

References

- 1 Shenai. V.A.,Technology of Beaching, 1998, Mahajan Publishers, Ahmedabad
- 2 Gopalakrishnan. R.TextileFibres SSM, 1988, Institute of Textile Technology, Mahajan Publishers, Ahmedabad.
- 3 Shenai. V.A.TextileFibres, 1991, (Vol. I), Mahajan Publishers, Ahmedabad.
- 4 Durga Duelkar, Household Textiles and Laundry Work, Amla Ram & Sons, Delhi.



202CFIA3SP	GARMENT CONSTRUCTION LAB - I	SEMESTER III
------------	------------------------------	--------------

Total Credits: 3

Total Instructions Hours: 72 h

S.No	Contents
1	Bib
2	Panty
3	Jabla
4	Knicker
5	A-Line Frock
6	Yoke frock
7	Princess line frock
8	Saree petticoat.
9	Skirts
10	Blouse
11	Salwar
12	Kameez
13	Night wear
14	Ladies pant
15	Short kurta / top

Note: Any 10 is mandatory

Instructions for the above contents:


Designing, drafting and constructing the following garments with Style variations in Neckline, Sleeve, Pockets, Yoke- With or Without fullness.

List the measurements required, materials suitable and Cost Calculations.



References

- 1 Gayatri Verma, 2013. Cutting and Tailoring Course (Illustrated). Asian Publishers
- 2 Zarapker. K. R, 2014. Zarapker System of Cutting. Navneet Publications India Ltd.
- 3 Winifred Aldrich, 2019. Metric Pattern Cutting for Children's Wear and Baby wear- 4th Edition. John Wiley and Sons
- 4 Manmeet Sodhia .T.B, 2004. Drafting and Draping. Kalyani Publishers.

			Dr.N.G.P. Arts and Science Col.
APPROVED			
BoS- 12 th	AC - 12 th	GB - 17 th	
4/1/2022	23/3/22	28/3/22	



192CF1A3GP	BASICS OF FASHION - PRACTICAL	SEMESTER III
------------	-------------------------------	--------------

Total Credits: 2

Total Instructions Hours: 24h


S.No	CONTENT
1	Proportion study- 8 1/2 and 10 head theory- stick, block and flesh figures for men and women.
2	Lines and line drawings- object drawing and perspective view drawings, enlarging and reducing motifs.
3	Learning the usage of drawing and sketching mediums- pencils.
4	Learning the usage of drawing and sketching mediums- ink
5	Learning the usage of drawing and sketching mediums- charcoal.
6	Learning the usage of various drawing and sketching mediums- brushes
7	Learning the usage of various drawing and sketching mediums poster colors
8	Drawing the stylized figures of men, women and children (using 10 head theory)
9	Collage work on fashion Shilloute with paper/fabric
10	Design the fashion Shilloute with texture (fabric)
11	Design and develop the Scribble art
12	Learning various types of hair styling.

Note: Theory



References

- 1 Murphy.W.S,2004. Textile Weaving and Design. Abhishek Publication.
- 2 Lord.P.R, Mohamed.M.H,1973. Weaving: Conversion of Yarn to Fabric. Woodhead Publishing Ltd.
- 3 Grosicki.Z.J,Watson,1912.Watsons Advanced Textile Design.Woodhead Publishing Ltd.
- 4 KanwarVarinderPalSingh,2004.Textile Weaving and Design.Abhishek Publications.

			Dr.N.G.P. Arts and Science College		
APPROVED					
BoS- 12 th		AC - 12 th		GB - 17 th	
4/1/22		28/3/22		28/3/22	



192CF1ASSA	FASHION LOGOS AND LABELS	SEMESTER III
------------	--------------------------	--------------

Total Credit: 1

Syllabus

Unit I Designer Study

Indian designers – Sabyasachi, Manish Malhotra, Manish Arora, Ritu Kumar and Anita Dongre. International designers – Alexander McQueen, Coco Chanel, Donatella Versace, Giorgio Armani, Yohji Yamamoto. Fashion transparency index, Sustainable Fashion brands, Legal requirements for clothing labels- Manufacturing & Qc.

Unit II Fashion logos

Fashion Logo- Definition, Function, Importance, Characteristics of logo Simple, Scalable, Memorable / Impactful, Versatile, Relevant, Characteristics of bad Logo, Best Fashion Logos- Gucci, Fendi, Versace, Coach, Louis Vuitton, Dolce & Gabbana, Burberry, Givenchy, Giorgio Armani, Jimmy Choo.

Unit III Fashion labels

Fashion label- Definition, Importance, Characteristics and functions, Types- Main Label, Size labeling for clothing range, Label of fiber content, Green labelling Definition, History, ISO participation, Eco-labeling innovation cell, Governments sponsored schemes, private labeling schemes, Care label.

Unit IV Care labels

Care labels- Definition, Care label symbols for clothing- Washing, Chlorine based Bleaching, Ironing. Professional textile care- dry cleaning, wet cleaning, Drying condition instructions- tumble dry, normal air dry.

Unit V Labelling Requirements

Labelling Regulations and Requirements for clothing- UK- Fiber Content, Country of Origin label, Washing and Care instruction, Flammable garment, Label placement, Brand information and style number, Other information. USA- Fiber Content, Country of Origin Label, Washing and Care Instructions, Manufacturer Identification, Label Placement. AUSTRALIA- Fiber Content, Country of Origin Label, Washing and Care Instructions, other factors.




Text Books

- 1 Tina Skinner, Feb 20,2003,The Clothing Label Book: A Century of Design,Schiffer Publishing
- 2 Mark Tungate,November 28, 2012,Fashion Brands: Branding Style from Armani to Zara,Kogan Page; Third edition

References

- 1 Elizabeth Bergner Horlicks, 1973 , the university of Michigan , McGraw-Hill
- 2 David Airey, 20 August 2014, Logo Design Love: A guide to creating iconic brand identities (Voices That Matter),Second edition, Pearson
- 3 Julius Fast, 2014 , Body Language , 2014 , Open road Media , ISBN - 1497622689, 9781497622685I
- 4 Muller Jens, Logo Modernism, Publisher: Taschen GmbH

		
Dr.N.G.P. Arts and Science College		
APPROVED		
BOS- 12 th	AC - 12 th	GB - 17 th
4/1/22	23/3/22	28/3/22



192CF1ASSB	PERSONALITY DEVELOPMENT	SEMESTER III
------------	-------------------------	--------------

Total Credit: 1

Syllabus

Unit I Body language

Introduction to body language - Different types of body language, Aggressive body language, Attentive body language - How to communicate with body language.

Unit II Gestures

Gestures - Smiling gestures. Hand and Arm gestures - steeping hands, gripping hands, displaying thumb, folded arms gesture. Hand -to - face gestures -hand covering the mouth, Pulling the collar gestures. Leg barriers - leg-lock portion, standing leg cross, ankle lock gesture, foot - lock gestures, body - lowering gestures.

Unit III Body language in business

Body language in business - Space around you, hand -to -face movements. Introduction to Negotiation skills, planning & how to negotiation. Importance of Effective body language - Effective body language in meeting - reading body language & encouraging interaction - four main aspects

Unit IV Personal hygiene

How to enhance the features -make-up, hair care, dental care, clean body, lip balm/lip gloss, make use of cologne /perfume, manicure and pedicure, face shape, types of hair style. Personal hygiene - breath, perspiration -body odor

Unit V Dress Elegantly

Dress Elegantly - Body shapes, different types of neckline, clothing style . Different types of shoes, ties, glasses, sunglasses, watches and hand bags. Plan your interview attire.




Text Books

- 1 Aurther, 2006. Personality Development , Lotus Press, ISBN - 8183820859, 978818382085
- 2 Hurlock MN 1988 , Personality Development , Tata McGraw-Hill Education

References

- 1 Elizabeth Bergner Horlicks, 1973 , the university of Michigan , McGraw-Hill
- 2 Michael.E.Mama and Mari.H.Bornstein 2013 , Social and Personality Development: An Advanced , Taylor & Francis , ISBN 113669966X , 9781136699665
- 3 Julius Fast, 2014 , Body Language , 2014 , Open road Media , ISBN - 1497622689, 9781497622685
- 4 www.bcci.bg/projects/latvia/pdf/8_IAPM_final.pdf

 Dr.N.G.P. Arts and Science College		
APPROVED		
BoS- 12 th 4/1/22	AC - 12 th 23/3/22	GB - 17 th 28/3/22



191TLIA3AA	பகுதி - 4 : அடிப்படைத்தமிழ்தாள் : 1(Basic Tamil)	SEMESTER III
------------	---	--------------

Total Credits: 2

Total Instruction Hours: 24 h

இளங்கலை 2019-20ஆம் கல்வியாண்டு முதல் சேர்வோர்க்குரியது (10 மற்றும் 12 - ஆம் வகுப்பு வரை தமிழ் மொழிப்பாடம் பயிலாதவர்களுக்கு) (பருவத் தேர்வு உண்டு)

அலகு : 1 தமிழ் மொழியின் அடிப்படைக் கூறுகள் 12 h

அ) எழுத்துகள் அறிமுகம் :

1. உயிர் எழுத்துக்கள் - குறில் , நெடில் எழுத்துகள்
2. மெய் எழுத்துக்கள் - வல்லினம், மெல்லினம், இடையினம்
3. உயிர்மெய் எழுத்துக்கள்

ஆ) சொற்களின் அறிமுகம்: பெயர்ச்சொல், வினைச்சொல் - விளக்கம் (எ.கா.)

அலகு : 2 குறிப்பு எழுதுதல் 12 h

1. பெயர், முகவரி, பாடப்பிரிவு , கல்லூரியின் முகவரி
2. தமிழ் மாதங்கள்(12), வாரநாட்கள்(7),
3. எண்கள் (ஒன்று முதல் பத்து வரை), வடிவங்கள், வண்ணங்கள்
4. ஊர்வன, பறப்பன, விலங்குகள், மனிதர்களின் உறவுப்பெயர்கள்
5. ஊர்களின்பெயர்கள் (எண்ணிக்கை 10)
6. பயிற்சிப் பகுதி (உரையாடும் இடங்கள்) : வகுப்பறை, பேருந்து நிலையம், சந்தை

வினாத்தாள் அமைப்பு முறை -

மொத்த மதிப்பெண்கள் - 100

பகுதி -அ

சரியான விடையைத் தேர்வு செய்தல்

10x2=20

பகுதி -ஆ

சரியா? தவறா? தேர்ந்தெடுத்து எழுதுக .

10x2=20

பகுதி-இ

ஒரு பக்க அளவில் விடையளிக்க

03x20=60

குறிப்பு:

- அனைத்து அலகுகளில் இருந்தும் வினாக்கள் அமைதல் வேண்டும்
- பகுதி இ-க்கான வினாக்கள் இது அல்லது அது என்ற அடிப்படையில் அந்தந்த அலகுகளில் அமைதல் வேண்டும்



Dr.NGPASC


COIMBATORE | INDIA

Text Books

- 1 அடிப்படைத் தமிழ். 2019. தொகுப்பு : தமிழ்த் துறை, டாக்டர் என். ஜி.பி. கலை மற்றும் அறிவியல் கல்லூரி, நியூ செஞ்சுரி பக் ஹவுஸ்(பி)லிட். சென்னை

References

- 1 ஒன்றாம் வகுப்பு பாடநூல் - தமிழ்நாடு அரசு பாடநூல் கழகம்
- 2 வலைதள முகவரி : <http://tamilvu.org>

		
Dr.N.G.P. Arts and Science College		
APPROVED		
BoS- 12 th 4/1/22	AC - 12 th 23/3/22	GB - 17 th 28/3/22



191TLIA3AB	பகுதி - 4 : சிறப்புத் தமிழ் தாள் : 1 (Advanced Tamil)	SEMESTER - III
------------	--	----------------

Total Credits: 2

Total Instruction Hours: 24 h

இளங்கலை 2019- 2020 ஆம் கல்வியாண்டு முதல் சேர்வோர்க்குரியது (10 மற்றும் 12 - ஆம் வகுப்புகளில் தமிழ் மொழிப்பாடம் பயின்றவர்களுக்கு உரியது)(பருவத் தேர்வு உண்டு)

அலகு - 1 மரபுக் கவிதைகள்

05 h

அ) பாரதியார் கவிதைகள்

- தமிழ்நாடு
- மனதில் உறுதி வேண்டும்
- வருகின்ற பாரதம் (பா.எண்.5-8)

ஆ) பாரதிதாசன் கவிதைகள்

- இன்பத்தமிழ்
- நீங்களே சொல்லுங்கள்
- வாளினை எட்டா!

இ) தாராபாரதி கவிதைகள்

- வேலைகளல்ல வேள்விகள்

அலகு - 2 புதுக்கவிதைகள்

05 h

- கம்பன் கவியரங்கக் கவிதை - மு.மேத்தா
- தமிழா! நீ பேசுவது தமிழா! - காசியானந்தன்
- நட்புக் காலம் (10 கவிதைகள்) - அறிவுமதி கவிதைகள்

அலகு - 3 இலக்கணம்

04 h

- வல்லினம் மிகும் மற்றும் மிகா இடங்கள்
- ர, ற, - ல, ழ, ள - ந, ண, ன - ஒலிப்பு நெறி, பொருள் வேறுபாடு அறிதல்

அலகு - 4 கடிதங்கள் எழுதுதல்

05 h

- பாராட்டுக் கடிதம்
- நன்றிக் கடிதம்
- அழைப்புக் கடிதம்
- அலுவலக விண்ணப்பங்கள்

அலகு - 5 பாடம் தழுவிய வரலாறு

05 h

- பாரதியாரின் இலக்கியப் பணி
- பாரதிதாசனின் இலக்கியப்பணி
- மரபுக்கவிதை, புதுக்கவிதை - விளக்கம்



Dr.NGPASC

COIMBATORE | INDIA

வினாத்தாள் அமைப்பு முறை -

மொத்த மதிப்பெண்கள் - 100

சரியான விடையைத் தேர்வு செய்தல்	பகுதி -அ	10x2=20
கோடிட்ட இடங்களை நிரப்புக.	பகுதி -ஆ	10x2=20
இரண்டு பக்க அளவில் விடையளிக்க	பகுதி -இ	4x15=60

குறிப்பு:


- பகுதி -அ அனைத்து அலகுகளில் இருந்தும் இரண்டு வினாக்கள் அமைதல் வேண்டும்
- பகுதி இ -க்கான வினாக்கள் இது அல்லது அது என்ற அடிப்படையில் அந்தந்த அலகுகளில் அமைதல் வேண்டும்

Text Books

- 1 சிறப்புத் தமிழ் . 2019. தொகுப்பு: தமிழ்த் துறை, டாக்டர் என். ஜி.பி. கலை மற்றும் அறிவியல் கல்லூரி, நியூ செஞ்சுரி புக் ஹவுஸ்(பி)லிட். சென்னை

References

- 1 புலவர் சோம. இளவரசு - 2014. இலக்கிய வரலாறு, மணிவாசகர் பதிப்பகம், சென்னை - 108
- 2 வலைதள முகவரி : <http://tamilvu.org>

		
Dr.N.G.P. Arts and Science College		
APPROVED		
BoS- 12 th 4/1/22	AC - 12 th 23/3/22	GB - 17 th 28/3/22



Dr.NGPASC

COIMBATORE | INDIA

195CR1A3AA	WOMEN'S RIGHTS	SEMESTER III
------------	----------------	--------------

Total Credits: 2

Total Instruction Hours: 24h

Syllabus

Unit I Rights to Infant & Child 4 h

Issues for women in India- Law relating to Female infanticide-Rights to the survival of a child-Child Labour- Child trafficking -Child Marriage- Protection of Children against Sexual Offences Act 2012 (POCSO)

Unit II Rights to women 5 h

Matrimonial protection-Protection against dowry-Protection to pregnancy-Sexual offences-Law relating to work Place- Directive principles of Constitution (Article 39 a, d, e & Article 42, 43 & 46) - Trafficking of women

Unit III Laws for Senior Citizen women 5 h

Constitutional Rights -Personal Laws- The Tamil Nadu Maintenance and Welfare of Parents and Senior Citizens Rules in 2009- The National Council for Older person- Government Provisions for elderly persons

Unit IV Civil and Political Rights of Women 5 h

Right of inheritance-Right to live with decency and dignity-The Married women's Property Act 1874-Personal law women's right to property-Women Reservation Bill-National Commission for Women-Political participation Pre independent political participation of women-Participation of Women in post independent period

Unit V International convention on Womens' Right 5 h

Convention on the Elimination of All Forms of Discrimination against Women(CEDAW)-United Nations population Fund(UNFPA)-Protocol to the African Charter on the rights of women in Africa-Convention on the Nationality of Married women-Convention on the political rights of women- Inter-American convention on granting of civil and political rights for women-Universal declaration of Human rights




Text Books

- 1 Women & Law(2009)-Krishna Pal Malik-Allahabad Law University, Delhi

References

- 1 Women's Human Rights in India(2019)-Christian Foster and Jaya Sagade- Routledge India
Justice for Women: Concerns and Expressions (2008)-Anand AS –Universal Law
Publishing Co.

		
Dr.N.G.P. Arts and Science College		
APPROVED		
BoS- 12 th 4/1/2022	AC - 12 th 23/3/22	GB - 17 th 28/3/22



Course Code	Course Name	Category	L	T	P	Credit
202CF1A4CA	TRADITIONAL TEXTILES AND COSTUMES OF INDIA	CORE	5	-	-	4

PREAMBLE

This course has been designed for students to learn and understand

- To know about the Traditional costumes of India.
- To recall the different types of costumes used during the old ages.
- To know about the different accessories used in historic period.

COURSE OUTCOMES

On the successful completion of the course, students will be able to

CO Number	CO Statement	Knowledge Level
CO1	Relate the Indian textiles and type of costumes, symbols and ancient Indian textiles.	K2
CO2	Name the woven textiles of India and discuss the dyed and printed textiles of India.	K2
CO3	Describe the traditional costume of southern and eastern India.	K2
CO4	Restate the traditional costume of northern India	K3
CO5	Discuss jewellerys used in the period of Indus valley civilization and temple jewellerys of southern	K3

MAPPING WITH PROGRAMME OUTCOMES

COs/POs	PO1	PO2	PO3	PO4	PO5
CO1	S	S	S	S	S
CO2	M	S	S	S	S
CO3	S	S	M	S	S
CO4	S	S	M	M	M
CO5	S	S	M	M	S

S Strong

M Medium

L Low



202CF1A4CA	TRADITIONAL TEXTILES AND COSTUMES OF INDIA	SEMESTER IV
------------	---	-------------

Total Credits: 4

Total Instruction Hours: 75 h

Syllabus

Unit I Ancient Costumes of India 15 h

Beginning of costume, growth of dress out of painting, cutting. Introduction to Indian textiles and costumes - history, types, motifs and symbols. Ancient Indian textiles and costumes - Vedic, Mauryan, Kushans, Satavahanas and Gupta.

Unit II Woven Textiles 15 h

Study of woven textiles of India- Dacca muslin, Banarasi, Chanderi Brocades, Baluchar, Himrus and Amrus, Kashmir Shawls, Pochampalli, Silk Sarees of Kancheepuram. Study of dyed and printed textiles of India- Bhandhani, Patola, Ikkat, Kalamkari- in all the above types and techniques used.

Unit III Costumes of Southern and Eastern Region of India 15 h

Traditional costume of southern and eastern India - Tamil Nadu, Kerala, Andhra Pradesh, Karnataka, Assam, Orissa, Bihar, Mizoram, Nagaland, West Bengal.

Unit IV Costumes of Northern and Western Region of India 15 h

Traditional costume of northern and western India- Maharashtra, Rajasthan, Haryana, Himachal Pradesh, Uttar Pradesh, Jammu and Kashmir, Gujarat and Madhya Pradesh.

Unit V Indian Jewelleries 15 h

Indian Jewellery- Jewelleries used in the period of Indus valley civilization, Mauryan period, Gupta period, Pallava and Chola Period, Symbolic Jewellery of South India, Mughal period. Temple Jewellery of south India, tribal jewellery.




Text Books

1 John Gillow, "Nicholas Barnard, 2008. Indian Textiles". Om Book International.

2 Parul Bhatnagar, 2009. "Traditional Indian Costumes and Textiles" .Abhishek Publication, Chandigarh.

References

- 1 Vishu Arora, 2008. "SUVASAS - The Beautified Costumes".Abhishek Publication, Chandigarh.
- 2 Parul Bhatnagar, 2005. "Decorative Design History in Indian Textiles andCostumes", Abhishek Publication, Chandigarh.
- 3 Nigam. M.L, 1999, "Indian Jewellery", Lustre Press Pvt Ltd, India.
- 4 Ghurye. G.S, 1997. "Indian Costume", Popular Books Pvt Ltd.

			Dr.N.G.P. Arts and Science College		
APPROVED					
BoS- 12 th		AC - 12 th		GB - 1 st	
4/1/2022		23/3/22		28/3/22	



Course Code	Course Name	Category	L	T	P	Credit
202CF1A4CB	ORGANISATION OF GARMENT UNIT	CORE	5	-	-	4

PREAMBLE

This course has been designed for students to learn and understand

- To impart knowledge on organization of garment unit.
- To familiarize Institutions supporting entrepreneurs.
- To know about the layout of garment industries.

COURSE OUTCOMES

On the successful completion of the course, students will be able to

CO Number	CO Statement	Knowledge Level
CO1	List the departments involved in a garment unit.	K1
CO2	Describe the Institutions supporting entrepreneurs.	K2
CO3	Explain the steps involved in organization of a garment unit.	K3
CO4	Demonstrate fashion design and layout of a garment industry.	K3
CO5	Discuss the Performance of Indian Garment Exports.	K3

MAPPING WITH PROGRAMME OUTCOMES

COs/POs	PO1	PO2	PO3	PO4	PO5
CO1	M	S	M	M	S
CO2	M	S	M	M	M
CO3	M	S	S	M	S
CO4	M	S	M	S	S
CO5	M	S	S	S	S

S Strong

M Medium

L Low



202CF1A4CB	ORGANISATION OF GARMENT UNIT	SEMESTER IV
------------	------------------------------	-------------

Total Credits: 4

Total Instruction Hours: 75 h

Syllabus

Unit I Entrepreneur 15 h

Entrepreneurship- Meaning definition and types need for Entrepreneurs, qualities and types of Entrepreneurship. Difference between Entrepreneur and manager. Management- Definition, Process -Planning, organizing, Directing, Controlling, Co-ordination

Unit II Financial Supports 15 h

Institutions supporting entrepreneurs- DIC, NSIC ,SISI,SIPCOT, TIL,KVIC, CODISSIA, COMMERICAL BANKS -SBI. Organizational structure of a garment unit -Hierarchical organization, production planning and control.

Unit III Departments 15 h

Different department in a garment unit - Design department, Finance department, purchasing department, Production department, Organizing different sections - hierarchy personnel involved in all the departments, nature of the job.

Unit IV Factory Design 15 h

Factory Design and layout - importance of factory design, factors affecting factory design, Types of buildings, (single and Multi -storey) -advantages and limitation. Factory layout - Process, Product and combined layout Design requirement - requirements relating to health, safety and welfare.

Unit V Garment Export 15 h

Performance of Indian Garment Export, SWOT Analysis Setting up of garment unit for Export market, Export Document, Export finance- Payment method, Export Shipping.




Text Books

- Harold Carr and Barbara Latham, 1994. "The technology of clothing
1 Manufacture", Black well Science.
- 2 Gerry Cooklin & Marshell, 2007. "Introduction to Clothing Manufacture", 6th
Enlarged Edition, Blackwell Publications, USA.

References

- 1 Dinakar pagare, 1980. "Principles of management "sultan Chand and
Sons
- 2 Dr. C.B Gupta, Dr.N.P.Srinivasan, 1997. "Entrepreneurship Development
in India", Sultan Chand and sons Delhi.
- 3 Darlie O Koshy, 1998. "Garment Exports"
- 4 AJ Chester. 1998. "Introduction to clothing production management", 2nd
Edition, Wren bury Associates Ltd

 Dr.N.G.P. Arts and Science College		
APPROVED		
FCS - 12 th 4.1.2022	AC - 12 th 23.3.2022	GB - 17 th 28.3.2022



Course Code	Course Name	Category	L	T	P	Credit
202CF1A4SA	TEXTILE PRINTING	SEC	5	-	-	4

PREAMBLE

This course has been designed for students to learn and understand

- To create printing design.
- To recall the Various Printing techniques.
- To know about the Preparing dyes for printing.

COURSE OUTCOMES

On the successful completion of the course, students will be able to

CO Number	CO Statement	Knowledge Level
CO1	Learn printing, differences between printing and dyeing, preparation of fabric for printing, methods of printing, preparation of printing paste, and selection of thickening agents.	K2
CO2	Predict Direct printing -block printing, Stencil printing	K2, K3
CO3	Outline the stencil printing through various methods.	K2, K3
CO4	Identify the resist printing through batik and tie and dye methods.	K4
CO5	Categorize the different minor printing methods	K4

MAPPING WITH PROGRAMME OUTCOMES

COs/POs	PO1	PO2	PO3	PO4	PO5
CO1	M	S	S	S	M
CO2	M	S	S	S	M
CO3	M	S	S	S	M
CO4	M	S	S	S	M
CO5	M	S	S	S	M

S Strong

M Medium

L Low



202CF1A4SA	TEXTILE PRINTING	SEMESTER IV
------------	------------------	-------------

Total Credits: 4

Total Instruction Hours: 75 h

Syllabus

Unit I Printing 15 h

Printing- introduction to printing, importance of printing, characteristics of printing, differences between printing and dyeing, different types of printing on different materials, methods of printing, post treatment of printing techniques.

Unit II Printing Types 15 h

Direct printing- block printing- history, preparation of design, blocks, table, print paste and printing process. Stencil printing- history, preparation of fabric, stencils (for one or more colour), materials used for preparing stencils, process involved and techniques used.

Unit III Printing Process 15 h

Screen printing- history, flat, rotary and roller screen printing, preparation of screen, print paste and screen printing process. Discharge printing- chemicals used, process involved. Pigment printing process.

Unit IV Techniques and Equipment 15 h

Resist printing- history, batik printing – history, wax used, equipment required, process sequence and techniques used. Tie and dye- history, equipment required, process sequence and techniques used.

Unit V Methods and Developments 15 h

Minor printing methods- ink jet printing, heat transfer printing, Flock and foil print- process sequence and techniques used. Introduction to 3D printing. Recent developments in textile printing.




Text Books

- 1 Hurst. G.H, 2004, "Silk Dyeing Printing and Finishing", Abishek publication..
- 2 Pellew C E, 2007, "Dyes and Dyeing", Abishek publication

References

- 1 Vidhyasagar. P.V , 2000, "Hand book textiles", Woodhead publishing ltd, England..
- 2 Murphy. W.S, 2003. "Textile finishing", Abhishek Publication.
- 3 Shenai .V.A, Naresh M. Saraf, 1987. "Technology of Finishing", Sevak Publications.
- 4 W.S Murphy, 1994. "Textile Finishing"

			Dr.N.G.P Arts and Science College		
APPROVED					
BoS- 12 th		AC - 12 th		GB - 14 th	
4.1.2022		23.3.2022		28.3.2022	



202CF1A4SP	EMBROIDERY AND ACCESSORY DESIGNING LAB	SEMESTER- IV
------------	---	--------------

Total Credits: 3


Total Instructions Hours: 90

S.No	Contents
1	Basic stitches- flat stitches- running stitch, back stitch, stem stitch, satin stitch, couching stitch, cross stitch, herring bone stitch.
2	Loop stitches- chain stitch, magic chain stitch, lazy-daisy stitch, button hole stitch, blanket stitch, fishbone stitch, feather stitch, fly stitch.
3	Knotted stitches- French knot stitch, double knot stitch, bullion knot stitch.
4	Traditional embroidery: Embroidery of Kashmir, Phulkari of Punjab, Gujarat- Kutch embroidery, Embroidery of Rajasthan Kasuti of Karnataka, Chickenkari of Lucknow, Kantha of Bengal
5	Mirror Work
6	Smocking
7	Lace work/ Tassels
8	Chain or Necklace.
9	Bangles/ bracelets/ watches
10	Ear rings /Finger rings/toe rings
11	Anklets
12	Hip Belts
13	Purse / Wallets/ Cell phone covers..
14	Hand bags.
15	A set of ornaments for fashion show garment – Trendy Accessories

Note: Any 10 is mandatory

References

- 1 Gunay.M, 2016.Eco Friendly textile dyeing and finishing, INTECH publishers.
- 2 Hauser.P.J.2017.Textile dyeing, INTECH publishers.
- 3 KanwarVarinder Pal Singh, 2007. Elementary Idea of Textile Dyeing Printing and Finishing. Kalyani Publishers.
- 4 Smith.J. L, 2006. Textile Processing. Abhishek Publications.

		
Dr.N.G.P. Arts and Science College		
APPROVED		
BoS- 12 th	AC - 12 th	GB - 17 th
04.01.2022	23.03.2022	28.03.2022



Course Code	Course Name	Category	L	T	P	Credit
195AT1A4IB	BUSINESS ACCOUNTING	IDC	5	-	-	4

PREAMBLE

This course has been designed for students to learn and understand

- The basic accounting concepts related to business.
- The special transactions of accountancy
- The preparation of different types of Cash books

COURSE OUTCOMES

On the successful completion of the course, students will be able to

CO Number	CO Statement	Knowledge Level
CO1	Know the basic concepts in accounting	K1
CO2	Understand the rules of double entry system to pass journal entries for transactions.	K1
CO3	Applying the Journal transaction for posting the ledger.	K2 & K3
CO4	Apply the knowledge of accounting process in the preparation of subsidiary books	K3
CO5	Apply the rules of double entry system in the preparation of various types of cash book	K2 & K3

MAPPING WITH PROGRAMME OUTCOMES

COs/POs	PO1	PO2	PO3	PO4	PO5
CO1	S	L	L	L	L
CO2	S	S	S	M	M
CO3	S	S	S	M	M
CO4	S	S	S	S	S
CO5	S	S	S	M	M

S Strong

M Medium

L Low



195AT1A4IB	BUSINESS ACCOUNTING	SEMESTER IV
-------------------	----------------------------	--------------------

Total Credits: 4

Total Instruction Hours: 75 h

Syllabus

Unit I Basic Accounting Concepts 15 h

Evolution of Accounting - Objectives of Accounting - Functions and Importance of Accounting - Branches of Accounting - Bases of Accounting - Users of Accounting information - Role of an accountant.

Book-keeping - Relationship among Book-keeping, Accounting and Accountancy - Accounting Principles - Accounting Standards (AS) - International Financial Reporting Standards (IFRS) - Accounting Standards in India

Unit II Journal, Ledger and Trial Balance 15 h

Journal: Recording of entries in journal with narration- Ledger: Posting from journal to respective ledgers. Trial balance - Need for preparing Trial Balance - Features - Objectives of preparing Trial Balance - Limitations - Methods of preparing Trial Balance - Suspense account.

Unit III Subsidiary Books - I 15 h

Subsidiary Books - Types of subsidiary books - Advantages of subsidiary books - Purchases book - Purchases returns book - Sales book - Sales returns book - Bills receivable book - Bills payable book. Cash Book - Importance & Types of cash book - Single column cash book - Double column cash book - Three column cash book.

Unit IV Bank Reconciliation Statement 15 h

Bank Reconciliation Statement- Causes of the difference between cash book and pass book- Preparation of Bank Reconciliation Statement.

Unit V Final Accounts 15 h

Preparation of Trading Account, Profit and Loss Account and Balance Sheet without adjustments.

Note: Problem 80% and Theory 20%

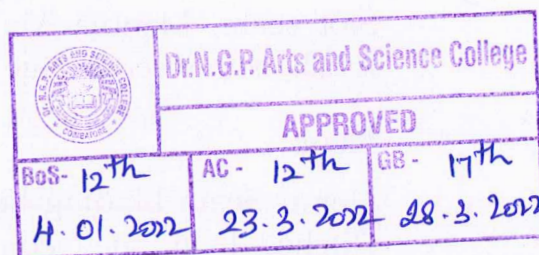


Text Books

- 1 Reddy T.S. and Murthy A, 2019, "Financial Accounting", Sixth Edition, Margham Publications, Chennai.
- 2 Nagarajan,K.L., Vinayaka, Nand Mani P.L. 2019. Principles of Accountancy [First Edition]. Sultan Chand & Company Ltd, New Delhi

References

- 1 Dr. Maheswari, S.N., 2017, Financial Accounting: Vikas Publishing House, New Delhi.
- 2 Arulandam. M. A and Ramaan. K.S, 2019 Advanced Accountancy. [Revised Edition Himalaya Publishing House, Mumbai
- 3 Jain, S.P. and Narang , K.N. , 2018, Financial Accounting: Kalyani Publishers, New Delhi.
- 4 Gupta R.L 2019. Financial Accounting. Sultan Chand & Company Ltd., New Delhi.



192CF1A4GP	BASICS OF SEWING-PRACTICAL	SEMESTER- IV
------------	----------------------------	--------------

Total Credits: 2


Total Instructions Hours: 48h

S.No	Contents
	Sewing:
1	Introduction to sewing, tools for sewing, pins, tape, sewing scissor, fabric marker, sewing needle, seam repair , thread, types of shears-pinking shears, cutting shears
	Sewing machine:
2	Introduction to sewing machine ,Types of sewing machine- Single needle, Double needle, Overlock, Parts of sewing machine , Maintenance and care
	Seams and seam finishes:
3	Seams- Plain seam, Single Top stitch, Double Top stitch, French seam, Slot seam, Mantua Maker seam. Bound seam. Seam finishes-pinked finish, bound seam edge finish, double stitch seam finish.
	Hems:
4	Hems- Seam Binding hem, Stitched and turned hem, Narrow Machine stitched hem, shell edged hem. Tucks- Pin Tucks, Group tucks with scalloped effect.
	Sewing fullness:
5	Sewing fullness -Binding,Gathering, Pleats- Box pleat, Knife pleat, Dart- Single pointed and Double pointed. Types of Hand stitches - Chain, Running, Back, satin and sateen.



References

- 1 Mary Mathews, 2015. "Practical Clothing Construction- Part I and II".Cosmic Press, Chennai
- 2 Hauser.P.J.2017."Textile dyeing", INTECH Publishers.
- 3 Gerry cooklin T.B, 2015. "Introduction to Clothing Manufacture". Blackwell Science Publishers.
- 4 Zarapker.K.R,2014, "Zarapker system of cutting", Navneet publication India

		
N.G.P. Arts and Science College		
APPROVED		
BoS- 12 th	AC - 12 th	GB - 17 th
4.01.2022	23.03.2022	28.3.2022



Dr.NGPASC

COIMBATORE | INDIA

192PY1A4AA	GENERAL AWARENESS	SEMESTER IV
------------	-------------------	-------------

Total Credits: 2

Total Instructions Hours: 24 h

S.No	Contents
1	Current Events
2	General Science
3	Geography of India
4	Tamil and Other Literature
5	Inventions and Discoveries
6	Numerical and Mental Aptitude
7	Verbal and Non Verbal Reasoning
8	Socio- Culture and Heritage of India
9	Indian Economy and Political System
10	History of India and Freedom Struggle


References

- 1 Majid Hussain, Arora N D, 2019, "General Studies -TNPSC Group -I ", G.K.Publications (P) Ltd. New Delhi
- 2 Aggarwal R S, 2014, "Verbal and Non Verbal Reasoning" S Chand & Company, New Delhi
- 3 Competition Success Review, Competitive Success Publisher, New Delhi
- 4 Pratiyogita Darpan, Pratiyogita Darpan Publishers, Agra.



Dr.NGPASC

COIMBATORE | INDIA

 Dr.N.G.P. Arts and Science College		
APPROVED		
BoS- 12th 4/1/2022	AC - 12th 23/3/22	GB - 11th 28/3/22

Course Code	Course Name	Category	L	T	P	Credit
202CF1A5CA	WET PROCESSING AND DYEING	CORE	4	-	-	4

PREAMBLE

This course has been designed for students to learn and understand

- The various process in textile processing.
- They learn about types of dyes and its properties.
- The concept of dyeing machines.

COURSE OUTCOMES

On the successful completion of the course, students will be able to

CO Number	CO Statement	Knowledge Level
CO1	Understand about pretreatments of fabric.	K2, K3
CO2	Understand the types and methods of bleaching, mercerization, wool carbonizing and silk weighting.	K2, K3
CO3	Classify the colorants to evaluate the properties of dyes and to rectify the defects in dyeing.	K2
CO4	Categorize the different types of dyeing machines and methods.	K3
CO5	Teach the enzymes in textile processing and to understand the pollution and effluent treatment.	K3

MAPPING WITH PROGRAMME OUTCOMES

COs/POs	PO1	PO2	PO3	PO4	PO5
CO1	M	S	S	M	M
CO2	M	S	S	M	M
CO3	M	S	S	M	M
CO4	M	S	S	M	M
CO5	M	S	S	M	M

S Strong

M Medium

L Low



Dr. NGPASC

COIMBATORE | INDIA

B.Sc. CDF (Students admitted during the AY 2021-22)

202CF1A5CA	WET PROCESSING AND DYEING	SEMESTER V
------------	---------------------------	------------

Total Credits: 4

Total Instruction Hours: 60 h

Syllabus

Unit I Preparatory process 12 h

Preparatory process of fabric- singeing- types of singeing- Plate singeing, Roller singeing, Gas singeing, desizing - hydrolytic method - rot steep, enzymatic steep, acid steep- Oxidative method- chlorine, chlorite, bromite , scouring- Object, methods and equipment used. Advantages of Preparatory process.

Unit II Fabric Pretreatment Process 12 h

Bleaching- hypochlorites- hydrogen peroxide- sodium chlorite. Equipment and chemicals of bleaching. Advantages and disadvantages of bleaching. Mercerization- theory process - methods - chemicals- effects of mercerization, Advantages of mercerization. Wool carbonizing. Weighting of silk.

Unit III Dyeing and its Machineries 12 h

Dyeing- classification of dyes- natural dyes- plant, invertebrates, and minerals. Manmade dyes - direct dye, sulphur dyes, vat dyes, disperse dyes, reactive dyes, acid dyes, basic dyes. Stages of dyeing- fiber, yarn, fabric and garment dyeing.

Unit IV Fabric Coloration and Recycling 12 h

Working process of Dyeing machines - loose stock fiber bale, hank package, jigger, winch, beam, jet, padding mangles, garment dyeing, piece dyeing, dip dyeing. Fastness properties of dyes. Various defects in dyeing. Introduction to recycled fabric.

Unit V Enzymatic Textile Processing and Eco Testing 12 h

Application of enzymes in textile processing. Pollution-treatment of textile effluents. Need for eco standards - eco labels and norms - need for eco-testing- toxicity of dyes and chemicals.




Text Books

- 1 Shenai.V.A, 1981. "Technology of Textile Processing" Vol- III, V, VII. Sevale Publications, Bombay.
- 2 Prof. Krishna Kumar .K.B, "Pollution in Textile Industry". SSM I.TT.Komarapalayam.

References

- 1 Smith.J. L, 2006. "Textile Processing", Abhishek Publications.
- 2 Nierstrasz.V.A, 2010, "Advances in textile technology", Elsevier.
- 3 Vigo.T.L, 2017, "The complete technology book on textile processing with effluent treatment", NIIR board of consultants and engineers.
- 4 Youjiang wang, 2006. "Recycling in textiles", Woodhead publications

 Dr.N.G.P. Arts and Science College		
APPROVED		
BoS- 12 th	AC - 12 th	GB - 14 th
4/1/2022	28/3/2022	28/3/2022



202CF1A5CP	WET PROCESSING, DYEING AND PRINTING LAB	SEMESTER V
------------	--	------------

Total Credits: 2

Total Instructions Hours: 60 h


S.No	Contents
1	Desizing
2	Scouring
3	Bleaching
4	Mercerization
5	Degumming
6	Direct Dye and Reactive Dyes for cotton
7	Acid Dyes, Basic Dyes for Silk
8	Sulphur/Vat dye
9	Disperse Dyes for Manmade Fibers
10	Natural Dyes
11	Block printing- vegetable and wooden blocks
12	Stencil printing- positive and negative with single/double/multi colours.
13	Tie and dye- any three methods with single/double/ multi colours.
14	Batik technique- any three methods with single/double/multi colours
15	Screen printing method- single/double/multi colours.

Note: Any 10 is mandatory



References

- 1 Gunay. M, 2016."Eco Friendly textile dyeing and finishing", INTECH Publishers.
- 2 Hauser.P.J.2017."Textile dyeing", INTECH publishers.
- 3 Kanwar Varinder Pal Singh, 2007. "Elementary Idea of Textile Dyeing Printing and Finishing". Kalyani Publishers.
- 4 Smith.J. L, 2006. "Textile Processing". Abhishek Publications.

			Dr.N.G.P. Arts and Science College		
APPROVED					
BOS - 12 th		AC - 12 th		GB - 17 th	
4/1/2022		23/3/22		28/3/2022	



202CF1A5CQ	DRAPING LAB	SEMESTER V
------------	-------------	------------

Total Credits: 2

Total Instructions Hours: 60h

S.No	List of Experiments
1	Basics - Bodice front and back
2	Basics - Skirt front and back
3	Basics - Plain sleeve
4	Skirts- Dirndl
5	Skirts- Peg
6	Skirts- Circular
7	Skirts- Pleated
8	Skirts- Straight
9	Necklines - Sweetheart, Scooped , Scalloped , Boat , V and U neck, Round-Halter
10	Yokes - Bodice-midriff, Skirt-gathered, Bodice-shoulder
11	Collars - Convertible, Mandarin, Peterpan
12	Collars - Turtle, Ruffled, Shawl, Cowls

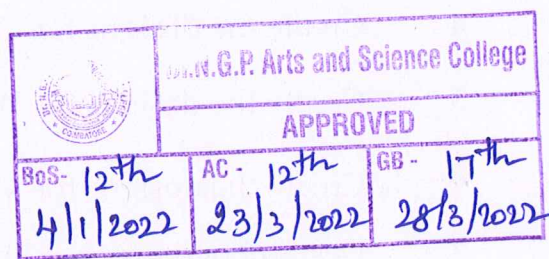
Note: Instructions for the above contents:

1. Drafting the following garments for the features prescribed.
2. List the measurements required and materials suitable.



References

- 1 Connie Amadan Crawford, 1989. "The Art of Fashion Draping". Om Book International
- 2 Manmeet Sodhia, 2004. "Advanced Drafting and Draping". Kalyani Publishers
- 3 Winifred Aldrich, 2007. "Fabric Form and Flat Pattern Cutting"
2nd Edition Blackwell Publishers
- 4 Manmeet Sodhia, 2001. "Dress Designing". K. Kalyani Publishers



202CF1A5CR	COMPUTER AIDED DESIGNING LAB - I	SEMESTER V
------------	----------------------------------	------------

Total Credits: 3

Total Instructions Hours: 90 h


S.No	Contents
1	Create the designs for Motifs (3 styles)
2	Create the designs for Neck lines (3 styles)
3	Create the designs for Chest prints (3 styles)
4	Create the designs for Children's Garments (5 styles)
5	Create the designs for Women's Garments (5 styles)
6	Create the designs for Men's Garments (5 styles)
7	Design Logo for your brands (3 styles)
8	Design Care Label for garments (3 styles)
9	Design Size Label for garments (3 styles)
10	Design Brand Label for garments (3 styles)

Note: Any 8 is mandatory.



References

- 1 Peter Schiessl, 2018, "Corel draw" – Amazon digital services LLC –KDP print publication
- 2 Gary David Bouton, 2014. "Corel Draw X8: The Official Guide". McGraw-Hill Osborne.
- 3 Kathryn Mckelvey and Janine Munslow, 2007. "Illustrating Fashion" 2nd Edition. Blackwell Publishing.
- 4 Bina Abing, 2005. "Fashion Sketch Book". Fair child Publications, New York wardrobe.

			Dr.N.G.P. Arts and Science College		
APPROVED					
BoS- 12 th		AC - 12 th		GB - 17 th	
4/1/2022		23/3/2022		28/3/2022	



202CF1A5SP	GARMENT CONSTRUCTION LAB - II	SEMESTER V
------------	-------------------------------	------------

Total Credits: 3

Total Instructions Hours: 90 h

S.No	Contents
1	S.B. Vest- with or without collar, button attached, sleeveless.
2	Half sleeve shirt- full open, shirt collar, patch pocket.
3	Nehru kurtha - side pocket, round neck, half open.
4	Pyjama -elastic or tape attached waist.
5	Pleated pant- pleats in front, darts at back, side pocket, fly with button or zip.
6	Boxer shorts- with / without flap, tape attached waist.

Note: Any one garment should be in khadi material


Instructions for the above contents:

1. Designing, drafting and constructing the following garments for the features prescribed.
2. List the measurements required and materials suitable.
3. Calculate the cost of the garment.
4. Calculate the material required- layout method and direct measurement method.



References

- 1 Zarapker. K. R, 2014. "Zarapker System of Cutting". Navneet Publications India Ltd.
- 2 Gayatri Verma, 2003. "Cutting and Tailoring Course (Illustrated)". Asian Publishers.
- 3 Manmmet Sodhia, 2005. "Dress Designing". Kalyani Publishers.
- 4 Eshwari Anwani, 1968. "Cutting and Tailoring practicals" Vol II R.B. Publications, Delhi.

			Dr.N.G.P Arts and Science College		
APPROVED					
BoS- 12 th		AC - 12 th		GB - 17 th	
4/1/2022		23/3/2022		28/3/2022	



Course Code	Course Name	Category	L	T	P	Credit
192CF1A5DA	GARMENT QUALITY AND COST CONTROL	DSE	4	-	-	4

PREAMBLE

This course has been designed for students to learn and understand

- The quality aspects in different department of garment construction.
- The different standards used for quality inspection.
- The cost control system in apparel industry.

COURSE OUTCOMES

On the successful completion of the course, students will be able to

CO Number	CO Statement	Knowledge Level
CO1	Examine raw material quality in apparel manufacturing industry and assess the scope of quality control.	K2
CO2	Categorize quality specification of apparel manufacturing industry and justifying sampling plans industry with quality standards.	K2
CO3	Predict functions of production control and recommend to distribution of documents and records.	K3
CO4	Restate types of cost control forms of basic production system.	K3
CO5	Identifying the types of cost and expensive in apparel manufacturing industry.	K3

MAPPING WITH PROGRAMME OUTCOMES

COs/POs	PO1	PO2	PO3	PO4	PO5
CO1	M	S	M	M	S
CO2	M	S	M	M	S
CO3	M	S	M	M	S
CO4	M	S	M	M	S
CO5	M	S	M	M	S

S Strong

M Medium

L Low



192CF1A5DA	GARMENT QUALITY AND COST CONTROL	SEMESTER V
------------	----------------------------------	------------

Total Credits: 4

Total Instruction Hours: 60 h

Syllabus

Unit I Quality Control establishments 12 h

Definition and scope of quality control- establishing merchandising standards- establishing raw material quality, quality control specifications- quality control of raw material.

Unit II Quality Control Procedures 12 h

Establishing processing quality specification- training quality control personnel- quality standard control- quality control inspection, procedures for processing- quality control of finished garments- quality control and government contracts- quality control for packaging, warehousing and shipping- statistical quality control. Sampling plans- industry- wide quality standards.

Unit III Specifications and Functions 12 h

Function of production control, production analysis, quality specifications, qualitative specifications, scope of apparel manufacturing activity, coordinating departmental activities, distribution of documents and records.

Unit IV Principles and Evaluations 12 h

Type of control forms- basic production systems- whole garment, departmental whole garment, sub assembly systems and progressive bundle systems, principles for choosing a production system- evaluating production systems- flow process grids and charts- basic flow process grids construction- flow process grids for production control.

Unit V Cost Control System 12 h

Functions of cost control, types of costs and expenses. Apparel manufacturing cost categories- sales cost control, purchasing cost control, production cost control, administration cost control- cost ratio policies- the manufacturing budget- cash flow controls- standard cost sheet, breakeven- charts.




Text Books

- 1 Solinger, Jacob, 1961. "Apparel Manufacturing Analysis". Textiles Books, New York.
- 2 Solinger, Jacob, 1988. "Apparel Manufacturing Hand Book- Analysis Principles and Practice". Columbia Media Corp.

References

- 1 Gerry Cooklin, 2011. "Garment Technology for Fashion Designers", 2nd Edition. John Wiley and Sons.
- 2 Helen Goworek, 2007. "Fashion Buying", 2nd Edition. John Wiley
- 3 A.J.Chuter, 2002. "Quality Management in Clothing Textile Industries", The Textile Institute
- 4 Pradip V. Mehta, SathishK.Bhardwaj, 1998. "Managing Quality in the Apparel Industry", New Age International

 Dr.N.G.P. Arts and Science College		
APPROVED		
BoS- 12 th 4/1/2022	AC - 12 th 23/3/2022	GB - 17 th 28/3/2022



Course Code	Course Name	Category	L	T	P	Credit
192CF1A5DB	INTRODUCTION TO TECHNICAL TEXTILES	DSE	4	-	-	4

PREAMBLE

This course has been designed for students to learn and understand

- The Technical textiles and its application
- The various sectors of technical textiles.
- The various applications of textiles

COURSE OUTCOMES

On the successful completion of the course, students will be able to

CO Number	CO Statement	Knowledge Level
CO1	Brief note on Technical textiles and fibres used in technical textiles.	K2
CO2	Understand about definition, material used, types and uses of Agrotech, Geotech, Oekotech or Ecotech and Buildtech	K2
CO3	Gain knowledge on definition, material used, types and uses of Clothtech, Homotech and Indutech..	K2
CO4	Analysis about the definition, material used, types and uses of Mobiltech, meditech and Protech.	K2
CO5	Discussion on the definition, material used, types and uses of, Sport tech, Packtech and Smart textiles.	K2

MAPPING WITH PROGRAMME OUTCOMES

COs/POs	PO1	PO2	PO3	PO4	PO5
CO1	M	S	S	S	M
CO2	M	S	S	S	M
CO3	M	S	S	S	M
CO4	M	S	S	S	M
CO5	M	S	S	S	M

S Strong

M Medium

L Low



Dr. NGPASC

COIMBATORE | INDIA

192CF1A5DB	INTRODUCTION TO TECHNICAL TEXTILES	SEMESTER V
------------	------------------------------------	------------

Total Credits: 4

Total Instruction Hours: 60 h

Syllabus

Unit I Fibers and Yarns 12 h

Technical textiles- definition and scope of technical textiles, classification of technical textiles. Global and Indian scenario of technical textiles, Fibres used in technical textiles, technical yarns: staple yarns, monofilament, multifilament yarns.

Unit II Classifications 12 h

Agrotech (agro-textiles) - definition, material used, types and uses. Geotech (geo-textiles) - definition, material used, types, uses. Oekotech or Eco tech (environmentally friendly textiles) - definition, material used, types, uses. Buildtech (construction textiles) - definition, material used, types, uses.

Unit III Clothtech and Indutech 12 h

Function of production control, production analysis, quality specifications, qualitative specifications, scope of apparel manufacturing activity, coordinating departmental activities, distribution of documents and records.

Unit IV Mobiltech and Meditech 12 h

Mobiltech (transport, automotive and aerospace) - definition, material used, types, uses. Meditech (medical) - definition, material used, types, uses. Protech (protective textiles) - Definition, material used, types, uses.

Unit V Sportstech and Packtech 12 h

Sport tech (sports textiles) - definition, material used, types, uses. Packtech (packaging textiles) - definition, material used, types, uses. Smart textiles- definition, material used, types, uses.




Text Books

- 1 Horrocks. A.R and Anand. S.C, 2000. "Handbook of Technical Textiles".
Woodhead Publishing Ltd, England.
- 2 Cann. J. Mc, 2009. "Smart clothes & wearable technology",
Woodhead Publishing Ltd

References

- 1 Song. G, 2011. "Improving comfort in clothing", Elsevier..
- 2 Anand, Bayindirli, 2010. "Medical & healthcare textiles", Elsevier.
- 3 Barel. A.O, Benavides, 2009. "Smart Clothes and wearables technology",
Elsevier
- 4 Mattila. H.R, 2006, "Intelligent textiles & clothing", Elsevier.

			Dr.N.G.P. Arts and Science College		
APPROVED					
BoS- 12 th		AC - 12 th		GB - 11 th	
4/1/2022		28/3/2022		28/3/2022	



Course Code	Course Name	Category	L	T	P	Credit
192CF1A5DC	FASHION PHOTOGRAPHY	DSE	4	-	-	4

PREAMBLE

This course has been designed for students to learn and understand

- The role and techniques of Photography
- The methods and equipment used for fashion photography.
- The fashion Photography in different media

COURSE OUTCOMES

On the successful completion of the course, students will be able to

CO Number	CO Statement	Knowledge Level
CO1	Identify the history, role, and importance of Fashion Photography.	K2
CO2	Apply basic techniques, equipment techniques, and subject techniques of various camera in photography	K3
CO3	Summarize the importance of Fashion photography in different Medias.	K3
CO4	Interpret the Planning and Styling of Fashion Photography	K4
CO5	Analyze the Image mixing and explain the applications of computer in photography and video photography.	K5

MAPPING WITH PROGRAMME OUTCOMES

COs/POs	PO1	PO2	PO3	PO4	PO5
CO1	S	S	S	M	S
CO2	M	S	S	S	S
CO3	M	S	M	S	S
CO4	M	S	M	M	M
CO5	M	S	M	M	S

S Strong

M Medium

L Low



192CF1A5DC	FASHION PHOTOGRAPHY	SEMESTER V
------------	---------------------	------------

Total Credits: 4

Total Instruction Hours: 60 h

Syllabus

Unit I Introduction to Photography 12 h

Photography- history, its role & importance. Types of Fashion photography. Techniques – landscape, night photography, portrait, action photography and special effects. Outdoor and Indoor Photography- equipment.

Unit II Equipment & Techniques 12 h

Camera types-35mm, SLR, Digital camera. Lighting- concept and importance- Types of lighting – front light, side light, backlight, revealing light, controlling light, flash and studio lighting. Film types- Black and White, Colour. Film speed-Film format.

Unit III Fashion Photography 12 h

Fashion Photography in different media- modeling, newspaper, magazines and fashion shows. Concept/theme based photography along with its application and acceptability in marketing and commercialization/branding.

Unit IV Planning & Style 12 h

Planning a shoot, studio, location, set props and casting. Study of two well-known picture editing software's. Photography style of an Indian and an International fashion photographer

Unit V Developing and Printing 12 h

Basics of developing and printing – image mixing and printing – Latest developments in printing –Computer application in photography. Video photography. Portrait therapy-composing faces and backgrounds, shooting at night




Text Books

- Horrocks. A.R and Anand. S.C, 2000. "Handbook of Technical Textiles".
- 1 202 Signature of BOS chairman, FT Rose Publications, Delhi.
- Daniel Lezano, 2004. "The Photography Bible", A David and Charles Book.,
- 2 United Kingdom.

References

- 1 Peter Cattrell, 2005. "Photography", Octopus Publishing Group Ltd, London.
- 2 Daniel Lezano, 2004. "The Photography Bible", United Kingdom.
- Simon Joinson, 2004. "Get the most from your Digital Camera", United
- 3 Kingdom.
- Sue Hillyard, 2003. "The Photography Handbook - A Step by Step Guide",
- 4 New Holland Publishers, London.



Course Code	Course Name	Category	L	T	P	Credit
192MT1A5AA	RESEARCH METHODOLOGY	AECC	2	-	-	2

PREAMBLE

This course has been designed for students to learn and understand

- The art of using different research methods and techniques.
- The planning and writing of research proposals and dissertations, as well as a thesis.
- The necessity for research ethics and guidelines to pursue research

COURSE OUTCOMES

On the successful completion of the course, students will be able to

CO Number	CO Statement	Knowledge Level
CO1	Learn the basics of the research methods and techniques	K1
CO2	Remember the hypothesis, laws related to research problem	K1
CO3	Understand the limitations of experimentation in research	K2
CO4	Illustrate the concept of interdisciplinary and multidisciplinary research	K3
CO5	Analyze the ethics and responsibilities of research	K3

MAPPING WITH PROGRAMME OUTCOMES

COs/POs	PO1	PO2	PO3	PO4	PO5
CO1	S	S	S	M	S
CO2	M	S	S	S	S
CO3	M	S	M	S	S
CO4	M	S	M	M	M
CO5	M	S	M	M	S

S Strong

M Medium

L Low



192MT1A5AA	RESEARCH METHODOLOGY	SEMESTER V
------------	----------------------	------------

Total Credits: 2

Total Instruction Hours: 30 h

Syllabus

Unit I Introduction to Research 6 h

Research: Introduction- Basic, Applied and Evaluation research – multidisciplinary and interdisciplinary Research – value of research skills – formulating a research problem – Research in relation to Teaching and Publishing

Unit II Hypotheses, Theories and Laws 6 h

Hypotheses – Theories – Laws. Scientific statements: their justification and acceptance: verification – Falsification – Acceptance – Peer review

Unit III Experimentation and research 6 h

The roles and limitations of experimentation – Experimentation and research – conducting experiments - validity and reliability in experimentation – Design of experiments

Unit IV Scientific method and Research Design 6 h

Introduction to Scientific method – Research Design - Components - research design and proposal -checklist in the preparation of proposals

Unit V Ethics and Responsibility in Scientific Research 6 h

Ethics – guidelines for Ethical practices in research - unethical to ethics in research - responsibility of Scientists and of Science as an Institution




Text Books

- 1 Horrocks. A.R and Anand. S.C, 2000. "Handbook of Technical Textiles".
- 2 Daniel Lezano, "The Photography Bible", A David and Charles Book., United Kingdom, 2004.

References

- 1 Peter Cattrell, "Photography", Octopus Publishing Group Ltd, London 2005...
- 2 Daniel Lezano, "The Photography Bible", A David and Charles Book., United Kingdom, 2004.
- 3 Simon Joinson, "Get the most from your Digital Camera", A David and Charles Book., United Kingdom, 2004.
- 4 Sue Hillyard, "The Photography Handbook - A Step by Step Guide", New Holland Publishers, London, 2003.

 Dr.N.G.P. Arts and Science College		
APPROVED		
B.S. - 12 th 4/01/2022	AC - 12 th 23/3/2022	GB - 17 th 28/3/2022



Course Code	Course Name	Category	L	T	P	Credit
202CF1A6CA	TEXTILE FINISHES	CORE	4	-	-	4

PREAMBLE

This course has been designed for students to learn and understand

- To understand the various finishes in textiles.
- To know about special finishes.
- To learn the recent finishing trends.

COURSE OUTCOMES

On the successful completion of the course, students will be able to

CO Number	CO Statement	Knowledge Level
CO1	Understand the production sequence of textile fabrics. Finishes- classification, importance and its application methods.	K2
CO2	Analyze the methods and applications of Mechanical finishes, Aesthetic finishes, Drape and Texture	K3
CO3	Analyze the methods and applications of functional finishes.	K3
CO4	Analyze the methods and applications of Special purpose finishes	K4
CO5	Analyze the Recent trends in finishing and Environmental pollution during chemical processing of textiles.	K5

MAPPING WITH PROGRAMME OUTCOMES

COs/POs	PO1	PO2	PO3	PO4	PO5
CO1	M	S	S	M	M
CO2	M	S	S	M	M
CO3	M	S	S	M	M
CO4	M	S	S	M	M
CO5	M	S	S	M	M

S Strong

M Medium

L Low



202CF1A6CA	TEXTILE FINISHES	SEMESTER VI
------------	------------------	-------------

Total Credits: 4

Total Instruction Hours: 60 h

Syllabus

Unit I Textile Finishes 12 h

Production sequence of textile fabrics- flow chart- brief description. Finishes- classification- importance of finishes- application methods. Mechanical and chemical finishes- methods and applications.

Unit II Aesthetic finishes 12 h

Aesthetic finishes- Luster- glazed, moiré, schreiner, embossed. Drape- crisp and transparent burnt out, sizing, weighting. Texture- sheared, brushed, embossed, plisse, pleated, flocked, embroidered, napped, fulled.

Unit III Functional finishes 12 h

Functional finishes- methods and applications- wrinkle free finishes, water repellant finish, flame retardant finish, rot and mildew proof finish, antistatic finish and soil release finish.

Unit IV Special finishes 12 h

Special purpose finishes- methods and applications- silicone finish, denim finish- stonewash and enzyme wash, fragrance finish, UV protection finish, anti-bacterial finish and phase change finishes

Unit V Recent trends 12 h

Recent trends in finishing- definition, types, significance and uses- micro encapsulation, Nano and plasma finish. Environmental pollution during chemical processing of textiles.




Text Books

- 1 Needles.H.L, 2011. "Textile Fibers, dyes, finishes and processes": Aconcise guide. Elsevier publications.
- 2 Bhatia, S.C, 2017. "Pollution Control in Textile Industry". IBPublications.

References

- 1 Horrocks.A.R , 2000. "Hand book of Technical textiles".
Woodhead Publishing Ltd, England.
- 2 Murphy. W.S, 2003.Textile Finishing. Abhishek Publications.
- 3 Shenai.V.A, Naresh M. Saraf, 1987. Technology of Finishing. Sevak Publications.
- 4 Prayag.R.S, 1994. "Textile Finishing". R.S. Prayag

		
Dr.N.G.P Arts and Science College		
APPROVED		
BoS- 12 th	AC - 12 th	GB - 11 th
4.1.2022	23.3.22	28.3.2022



Course Code	Course Name	Category	L	T	P	Credit
202CF1A6CB	VISUAL MERCHANDISING	DSE	4		-	4

PREAMBLE

This course has been designed for students to learn and understand

- To study the elements of visual merchandising.
- To study understand the techniques of visual merchandising
- To learn about the planning and presentation of merchandise.

COURSE OUTCOMES

On the successful completion of the course, students will be able to

CO Number	CO Statement	Knowledge Level
CO1	Understand the Elements of visual merchandising.	K1
CO2	Knowledge the Types of Mannequins and fixtures for presentation.	K4
CO3	To acquire knowledge in Attention devices for better ambiance.	K2
CO4	To know about the Planning of store and merchandise presentation	K3
CO5	To analyse the Industrial display and fashion shows	K4

MAPPING WITH PROGRAMME OUTCOMES

COs/POs	PO1	PO2	PO3	PO4	PO5
CO1	S	S	S	S	S
CO2	S	S	S	M	S
CO3	S	S	S	S	S
CO4	M	S	S	S	S
CO5	S	S	S	M	S

S Strong

M Medium

L Low



202CF1A6CB	VISUAL MERCHANDISING	SEMESTER VI
------------	----------------------	-------------

Total Credits: 4

Total Instruction Hours: 60 h

Syllabus

Unit I Fundamentals of Visual Merchandising 12 h

Visual Merchandising-definition, objectives and scope. Types of display and display settings. Approaches of Visual Merchandising in various stores-In house staffing, Department Store approach, and Small Store approach. Role of Visual Merchandising in changing face of retailing. .

Unit II Elements of Visual Presentation 12 h

Overview of the various elements – Color, lighting, line and composition, graphics and signage, store exteriors and interiors, sensory stimulants like scent, sound etc. Application of color schemes and color psychology to create mood in garment display.

Unit III Mannequins and Fixtures 12 h

Mannequins and other human forms, alternatives to mannequins. Criteria for selection of dressing fixtures and modular fixtures. Store exterior – Signs, Marquees, Outdoor Lighting, Banners, Planters, Awnings, and Windows in Storefront Design.

Unit IV Store Interiors and Points of Display 12 h

Focal points, island displays, risers and platforms, the runway the catwalk, counters and display cases, museum cases, demonstration cubes, ledges, shadow boxes, enclosed displays, fascia, t-walls. Point of purchase display, industrial display, fashion shows, trade organizations and sources.

Unit V Store Planning and Execution of a Visual Presentation 12 h

Store layout planning-grid, race track, free form and their direction off low. Floor plans and reading of floor plans – Plan-o-gram- definition, purpose and planning - theme, ensemble, racks, shelves, bins, etc. Assortment planning- Assortment planning, Optimize apparel assortments, Display calendar and planning a display, scheduling the promotion, budget in grand safety factors in visual merchandising. Computer aided visual Merchandising- CAD in store design.

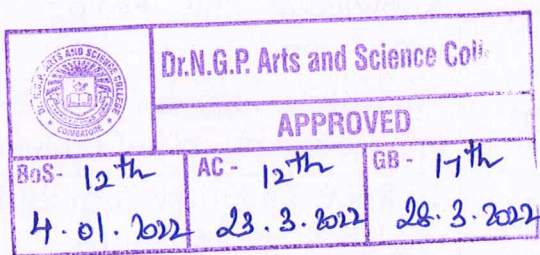


Text Books

- 1 Martin M Peglar, 2002. Visual Merchandising and Display. S. V. M, Fairchild Publication, Inc, New York. .
- 2 Grace I kunz, 2005. Merchandising: Theory, Principles and Practices, IOWA state University, Fairchild Publication, Inc, New York.

References

- 1 John Donnellan, 1999. University of Massachusetts-Amherst, Merchandising buying and management, Fair Child Publications, New York.
- 2 N.S. Kaplan, 2015. Yarn Technology, Abhishek publication.
- 3 Jony Hines and Margaret Bruce, 2001. Fashion Marketing, IBT.
- 4 Surjit, 2016. ERP for textiles and apparel industry IBT.



Course Code	Course Name	Category	L	T	P	Credit
202CF1A6CC	ECO-TEXTILES AND ITS SUSTAINABILITY	DSE	4		-	4

PREAMBLE

This course has been designed for students to learn and understand

- To understand the importance of eco textiles and fibers
- To learn about Eco fabric finishes, testing's and standards.
- To gain knowledge about various natural dyes

COURSE OUTCOMES

On the successful completion of the course, students will be able to

CO Number	CO Statement	Knowledge Level
CO1	Understand the Eco textiles, minor and major commercial Fibers and fibers extraction methods.	K2
CO2	Knowledge the Ecology and Eco friendly textile processing.	K2
CO3	To acquire knowledge in Extraction of natural dye and application process of Enzymes.	K3
CO4	To know about the Application of natural fabric finishes, eco labels and standards	K4
CO5	To analyse the Ethical manufacturing and environmental protection	K2

MAPPING WITH PROGRAMME OUTCOMES

COs/POs	PO1	PO2	PO3	PO4	PO5
CO1	S	S	S	S	S
CO2	S	S	S	S	S
CO3	S	S	S	S	S
CO4	S	S	S	S	S
CO5	S	S	S	S	S

S Strong

M Medium

L Low



202CF1A6CC	ECO-TEXTILES AND ITS SUSTAINABILITY	SEMESTER VI
------------	-------------------------------------	-------------

Total Credits: 4

Total Instruction Hours: 60 h

Syllabus

Unit I Eco- Textile Processing 12 h

Eco-Fibers Introduction - needs for eco-textiles - importance of Eco-textiles- Ecology - Production ecology, Human ecology and Disposal ecology. Natural fibers-Importance of natural fibers in textiles - Major fibers used in textiles - cotton, jute, linen and silk. Minor fibers used in textiles - sisal, pineapple, coir, nettle. Protein fibers - soya, spider silk. Extraction or preparation methods of natural fiber- retting and its methods, decortications by hand and machine. Recent findings of natural fibers in textile industry.

Unit II Eco- Dyes 12 h

Eco-Textile Processing Eco textile processing and its role in sustainable development-Enzyme-meaning- properties of enzymes used in textiles- application of enzymes in Textile process- Bio-desizing, bio scouring, bio bleaching, bio polishing, bio stoning, enzymatic degumming and enzymatic retting- Methods - uses.

Unit III Eco- Dyes 12 h

Natural Dyes History, Importance- Types of Natural dyes-Sources- plant, animals and minerals- Dye Extraction methods - Ultra sonic and micro wave extraction, enzymatic extraction, solvent extraction, super critical carbon dioxide extraction - Application of dyes on fabrics Mordants-natural mordants-Importance - Mordanting techniques- pre, meta and post mordanting. Importance of natural dyed fabrics.

Unit IV Eco- Finishes 12 h

Natural Finishes, Eco labelling and standards Importance of natural finishes - Traditional plants and herbs used in natural finishing. Recent Natural finishes on textiles-. Enzyme technology, Foam technology, Super critical carbon-di-oxide dyeing and Plasma technology. Eco- labelling and various eco- standards for textiles - Eco -auditing. Eco friendly Textile Processing and Finishing

Unit V Ethical and Environmental Issues 12 h

Ethical manufacturing Ethical Manufacturing: Ethical and environmental issues relating to textile and fashion industry. Ethical Standard practices for sourcing of sustainable fashion clothing and accessory. Corporate Social responsibility in fashion and apparel industry. Environment protection -Importance - Environmental impacts of textile industries.




Text Books

- 1 K.Sangeetha, 2017. Eco Textiles and Sustainability, Laser Park Publishing House,
- 2 Richard Blackburn, 2009.Sustainable Textiles: Life Cycle and Environmental Impact, Wood head Publication, Pv. Ltd.,

References

- 1 Charis M. Galanakis, 2020. Biobased Products and Industries, Elsevier.
- 2 Shahid UI-Islam, 2018.The Impact and Prospects of Green Chemistry For Textile, Bhupendra Singh Butola, Elsevier.
- 3 P. Vinayagamurthi,S .Kavitha, D.Gopalakrishnan,2018. Textiles finishing – Basic concepts and application, Astral Publications International Pvt.Ltd, New Delhi,
- 4 M W King, B S Gupta, RGuidoin, 2013. Bio-Textiles as Medical Implants, Woodhead Publishing.

		
Dr.N.G.P Arts and Science College		
APPROVED		
BOS- 12 th	AC - 12 th	GB - 14 th
4.1.2022	23.3.2022	28.3.2022



202CF1A6CP	COMPUTER AIDED DESIGNING LAB -II	SEMESTER VI
------------	----------------------------------	-------------

Total Credits: 2

Total Instructions Hours: 60 h


S.No	Contents
1	Application of colour harmony in design - Monochromatic and Analogous colour harmony
2	Application of colour harmony in design - Complementary, Double and Split complementary colour harmony.
3	Application of colour harmony in design - Triad and Tetrad colour harmony.
4	Application of colour harmony in design -Neutral colour harmony.
5	Applications of principles of design in dress design - Balance- formal and Informal.
6	Applications of principles of design - Rhythm- by line, gradation and Radiation in dress design.
7	Applications of principles of design - Emphasis, Proportion and Harmony.
8	Design garments for the following - Party wear- children, men & women.
9	Design garments for the following - sportswear- children, men & women.
10	Design garments for the following - winter wear- children, men & women.
11	Design garments for the following - summer wear- children, men & women.
12	Prepare pattern for - Bib and Knicker.
13	Prepare pattern for - Jabla
14	Grade the pattern for - Bodice front and back.
15	Editing designs: Scan designs from books/magazines/photos - Edit colour, features, background.

Note: Any 10 is mandatory



References

- 1 Ireland Patrick John, 2005. "Fashion design Illustration: Children".
Om Book International.
- 2 Bina Abbing, 1987. "Fashion Sketch Book". Fair Child Publications, New York
Wardrobe.
- 3 Susan mellerjoo steiffers, 1991. "Textile Design". Thames And
Hudson.
- 4 Payal Jain, 2005. "Fashion Studies". Har Anand Publications.

		
Dr.N.G.P. Arts and Science College		
APPROVED		
BnS- 12 th	AC - 12 th	GB - 17 th
4.1.2022	23.3.2022	28.3.2022



202CF1A6SV	FASHION PORTFOLIO PRESENTATION (PROJECT WITH VIVAVOCE)	SEMESTER VI
------------	---	-------------

Total Credits: 2

Total Instructions Hours: 90 h

S.No

Contents

- 1 CREATE DESIGN AND CONSTRUCT 4-6 GARMENTS:
Portfolio development and presentation technique;

CONCEPT AND THEME DEVELOPMENT:
Inspiration- idea sourcing- research and adaptation- exposure to new ideas to encourage originality of thought. Theme and direction for design brief- fabric theme. Colour story- concept and direction- formulation of design brief.
- 2 DEVELOPMENT OF MOOD BOARDS AND STORY BOARDS:
Creation of concept boards- mood boards and illustration boards- methods of displaying the fashion collection- techniques of presentation for selection. Visualization and communication- idea sheets, organization of illustrated designs into group presentation drawings /illustrations- production of drawings for sample development.
- 3 FABRIC SOURCING AND PATTERN DEVELOPMENT:
Fabric selection- sourcing of fabrics available in the market place. Selection of fabric. Pattern construction and development- toile preparation.
From Toile's to Actual Garments
- 4 Construction details, Accessories development, Final presentation
Number of garments in a collection- 4-6 garments.
- 5

Note: 4-6 Garments is mandatory




Dr. NGPASC

COIMBATORE | INDIA

B.Sc. CDF (Students admitted during the AY 2021-22)

References

- 1 M.Pratap Rao, 2005. Interior Design, N C Jain.
- 2 Emrah yayici, 2016. Design thinking methodology book-artbizTech.
- 3 Ashok Gosalin and Ashish Gosalin, 2005. Fashion Studies, for Payal Jain Haran and Publications.
- 4 Mrs.Usha RajKumar, 2006.Design Studio, Manmeet Sodhia.

			Dr.N.G.P. Arts and Science College		
APPROVED					
BES- 12 th		AC - 12 th		GB - 14 th	
4-1-2022		23-3-2022		28-3-2022	



Course Code	Course Name	Category	L	T	P	Credit
192CF1A6DA	APPAREL MARKETING AND MERCHANDISING	DSE	4		-	4

PREAMBLE

This course has been designed for students to learn and understand

- To learn the Marketing concepts.
- To understand Merchandising policies in apparel industry.
- To gain knowledge on Fashion and marketing environment.

COURSE OUTCOMES

On the successful completion of the course, students will be able to

CO Number	CO Statement	Knowledge Level
CO1	Explain the fashion marketing, fashion Marketing environment-and trends in marketing environment.	K2
CO2	Apply the Marketing Function-assembling, standardization, and grading ,packaging, product planning and development.	K3
CO3	Classify and analyze the types of buyers, merchandiser and their functions.	K2,K3
CO4	Identify the Process flow in apparel industry-buyer sourcing and Communication	K4
CO5	Categorize the Visual merchandising of fashion, types of displays, elements of display, merchandising presentation-tools and techniques.	K3, K4

MAPPING WITH PROGRAMME OUTCOMES

COs/POs	PO1	PO2	PO3	PO4	PO5
CO1	M	M	S	S	S
CO2	M	M	S	S	S
CO3	M	M	S	S	S
CO4	M	M	S	S	S
CO5	M	M	S	S	S

S Strong

M Medium

L Low



192CF1A6DA	APPAREL MARKETING AND MERCHANDISING	SEMESTER VI
------------	--	-------------

Total Credits: 4

Total Instruction Hours: 60 h

Syllabus

Unit I Marketing 12 h

Meaning and classification of marketing, fashion marketing, fashion market-size and structure. Marketing environment-trends in marketing environment. Marketing Function-assembling, standardization, grading and packaging.

Unit II Fashion Products 12 h

The fashion industry-importance of fashion products, nature of fashion products-new product development, product mix and range planning. Merchandising-introduction, meaning-concepts of 'six rights'- organization structure of an apparel industry-classification of exporters- rating or grading of export houses.

Unit III Merchandising 12 h

Classification of buyers-export merchandising and retail merchandising- company profile and its contents. Types of merchandiser- function sofa merchandiser-essential requisites of a good merchandiser- vendor sourcing, evaluation and development- global sourcing-vendor nomination by buyers- reasons for vendor nomination- documents recording and maintenance- claims and reasons for claims- factory audits-buyer's code of conducts.

Unit IV Apparel Process Flow 12 h

Process flow in apparel industry- buyer sourcing and communication- enquiry-order confirmation- order review and its importance-master planning, scheduling or route card-factors for route card-programming for yarn, knitting, dyeing, stitching, sampling, accessories- samples- meaning and importance-types of samples-expedition of samples.

Unit V Visual Merchandising 12 h

Visual merchandising of fashion, types of displays-window displays, interior displays, color blocking and theme. Elements of display-the merchandise, mannequins and forms, props, signage, lighting. Fashion show-definition, planning, budgeting, location, timings, selection of models, collection. Set design, music, preparing the commentary, rehearsal.

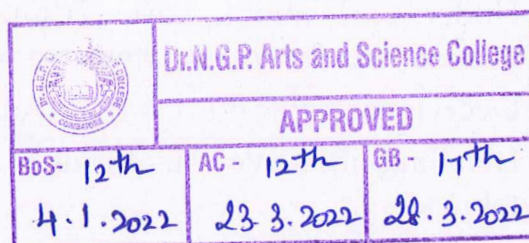


Text Books

- 1 Sak Onkvisit, 2008. International Marketing: Strategy and Theory. Routledge Publishers.
- 2 Dr. Rathinamoorthy. R, 2018. Apparel Merchandising, IBTW publishers.

References

- 1 Mary G Wolfe, 1998. World of Fashion Merchandising. Goodheart-Wilcox Publisher.
- 2 Manmeet Sodhia, 2004. Fashion Marketing and Merchandising. Kalyani Publishers
- 3 Mike Easey, 1995. Fashion marketing. Blackwell Science Ltd.
- 4 Dr. Ramesh Babu. V, 2019. Fashion Marketing Management. IBT W Publishers.



Course Code	Course Name	Category	L	T	P	Credit
192CF1A6DB	PRINCIPLES OF TEXTILE TESTING	DSE	4	-	-	4

PREAMBLE

This course has been designed for students to learn and understand

- To study about testing standards and methods.
- To gather knowledge on Fiber, yarn and fabric testing.
- To understand about trash and lint

COURSE OUTCOMES

On the successful completion of the course, students will be able to

CO Number	CO Statement	Knowledge Level
CO1	Knowledge to testing and its various terminologies	K3
CO2	Determination of Fibre testing and trash and lint in cotton.	K3
CO3	Understand about Yarn Testing, numbering system, instruments for count determination	K3
CO4	Overview on Various forms of Fabric testing.	K4
CO5	Detailing about Various forms of Colour fastness tests to fabrics.	K4

MAPPING WITH PROGRAMME OUTCOMES

COs/POs	PO1	PO2	PO3	PO4	PO5
CO1	M	S	M	S	M
CO2	M	S	M	S	M
CO3	M	S	M	S	M
CO4	M	S	M	S	M
CO5	M	S	M	S	M

S Strong

M Medium

L Low



192CF1A6DB	PRINCIPLES OF TEXTILE TESTING	SEMESTER VI
------------	-------------------------------	-------------

Total Credits: 4

Total Instruction Hours: 60 h

Syllabus

Unit I Introduction about Textile Testing 12 h

Introduction to testing-terminology of testing-selection of samples for testing. Standard RH and temperature for testing-measurement of moisture regain conditioning oven.

Unit II Fiber Testing 12 h

Shirley moisture meter-Fiber testing-cotton fiber length, Baersorter, fineness, Sheffield micronaire, maturity, strength. Determination of trash and lint in cotton.

Unit III Yarn Testing 12 h

Yarn Testing-yarn numbering system, instruments for count determination, yarn strength testing, single strength tester, lea strength tester. Yarn twist, twist testers. Yarn evenness, methods of measuring evenness, yarn faults, classifications. Yarn hairiness and crimp testing.

Unit IV Fabric Testing 12 h

Fabric testing-fabric particulars -length, width, crimp, weight, cover factor, fabric strength- tensile strength, tearing strength, hydraulic, bursting strength, fabric abrasion, pilling testing, fabric drape, fabric stiffness, fabric crease resistance and crease recovery measurements, fabric permeability and spirality.

Unit V Color Fastness 12 h

Color fastness tests for fabric- crocking, perspiration, sunlight, laundering using detergents and soaps, pressing. Greyscale index, whiteness index.




Text Books

- 1 Amutha.K,2016."A practical guide to textile testing".Woodhead publications.
- 2 Angappan.Pand Gopalakrishnan.R, 2002. "Textile Testing. SSM Institute of Textile Technology", Komarapalayam.

References

- 1 Patrica Dolez, oliver Vermeersch and ValerioIzquierdo, 2018, "Advanced Characterization & testing of textiles". Woodhead publications
- Mishra.S.PandKesavan.B.K, "Fiber Science. SSM Institute of Textile Technology", Komarapalayam.
- 2
- 3 Qufu wei, 2012, "Functional nano fibres and their applications", Woodhead publications.
- 4 J.E.Booth, 1996, "Principles of Textile testing", 3rd Edition CBS publishers & Distributers pvt ltd.

			Dr.N.G.P Arts and Science College		
APPROVED					
BOS- 12 th		AC - 12 th		GB - 1 st	
4.01.2022		23.3.2022		28.3.2022	



Course Code	Course Name	Category	L	T	P	Credit
192CF1A6DC	FASHION MERCHANDISING	DSE	4	-	-	4

PREAMBLE

This course has been designed for students to learn and understand

- To know the role of merchandiser in the industry.
- To understand the fashion forecasting and inspection procedures in production.
- To organize the yarn follow up and knitting follow up of garment industry.

COURSE OUTCOMES

On the successful completion of the course, students will be able to

CO Number	CO Statement	Knowledge Level
CO1	Discuss the role of fashion merchandiser and Write the fashion merchandising terminology.	K2
CO2	List out the types of merchandiser, types of display and explain branded merchandising.	K2
CO3	Identifying the fashion forecasting of orders procurement and compose buying house and buying agencies.	K3
CO4	Inspect the production follow up of garment industry and production follow up problem and parameters.	K3
CO5	Justify the production scheduling costing and programming and problem in CMT sub-contract of vendors rating.	S K4

MAPPING WITH PROGRAMME OUTCOMES

COs/POs	PO1	PO2	PO3	PO4	PO5
CO1	M	S	S	S	S
CO2	M	S	S	S	S
CO3	M	S	S	S	S
CO4	M	S	S	S	S
CO5	M	S	S	S	S

S Strong

M Medium

L Low



Dr. NGPASC

COIMBATORE | INDIA

192CF1A6DC	FASHION MERCHANDISING	SEMESTER VI
------------	-----------------------	-------------

Total Credits: 4

Total Instruction Hours: 60 h

Syllabus

Unit I Fashion Merchandising 12 h

Introduction to fashion merchandising – Structure of Merchandising –Work Schedule – qualities, Skills and knowledge required for merchandising. Fashion merchandising terminology, Role and function of merchandiser.

Unit II Visual Merchandising 12 h

Types of merchandising- Visual Merchandising and display, purpose, store image; seasonal visual merchandise, Windows and types of display, Branded merchandising.

Unit III Export House 12 h

Export House-manufacture house-buying house and buying agency. Forecasting-order procurement –Sample order execution–P.O sheet/specification and standards.

Unit IV Acceptance quality Level 12 h

Yarn follow-up/ types/ quality/ parameters. Knitting follow-up and quality parameters, Fabric follow- up and fabric inspection, Accessories follow-up and inspection. Production follow-up-problem and solutions. Inspection and types–AQL inspection of various styles and approval of labels.LC-types and its importance.

Unit V Production Planning 12 h

Production scheduling costing & programming, CMT calculation, problem in CMT unit. Sub-contract /evaluations, introduction and definition of vendors rating. Order placements-merchant order–CMT order and approvals




Text Books

- 1 Bernard, P.CORBMAN, 2000. Textile fiber to fabric.
- 2 Nagarajan, 2017. Apparel merchandising IBT.W

References

- 1 Manmeet Sodhia and Pooja Cahtley, Fashion Marketing and Merchandising,
- 2 N.S. Kaplan, Jony Hines and Margaret Bruce, 2015. Yarn Technology, Abhishek publication.
- 3 Fashion Marketing, 2001. IBT.
- 4 Surjit, 2016. ERP for Textiles and Apparel Industry IBT.

			Dr.N.G.P. Arts and Science College		
APPROVED					
BoS- 12 th		AC - 12 th		GB - 14 th	
4/1/2022		23/3/2022		28/3/2022	



Course Code	Course Name	Category	L	T	P	Credit
192CF1A6DD	RETAIL MANAGEMENT	DSE	4		-	4

PREAMBLE

This course has been designed for students to learn and understand

- To gain knowledge about retail industry
- To understand the concept to financial aspects..
- To gain complete knowledge on merchandising..

COURSE OUTCOMES

On the successful completion of the course, students will be able to

CO Number	CO Statement	Knowledge Level
CO1	Understand the marketing channel, retail organization structures, retail merchandising, retailing formats	K3
CO2	Knowledge the retail locations, retail growth and expansion, international retailing and retailing advertising.	K2
CO3	To acquire knowledge in Brands, private labels, Merchandise resources and Trade shows.	K3
CO4	To analyse the financial aspects of merchandising	K3
CO5	To know about the Store layout and merchandise presentation.	K3

MAPPING WITH PROGRAMME OUTCOMES

COs/POs	PO1	PO2	PO3	PO4	PO5
CO1	M	M	S	S	S
CO2	M	M	S	S	S
CO3	M	M	S	S	S
CO4	M	M	S	S	S
CO5	M	M	S	S	S

S Strong

M Medium

L Low



192CF1A6DD	RETAIL MANAGEMENT	SEMESTER VI
------------	-------------------	-------------

Total Credits: 4

Total Instruction Hours: 60 h

Syllabus

Unit I Retail Merchandising 12 h

Retail merchandising- the marketing channel, retail organization structures, retail merchandising, retailing formats-department stores specialty stores, hard-to-classify stores, depth and breadth, discounting, other retailing formats-non store retailers.

Unit II Shopping Center 12 h

Retail locations- unplanned shopping districts, planned shopping centers, the mix of stores in a shopping center. Retail growth and expansion- retail ownership. International retailing, retailing advertising.

Unit III Brands 12 h

Brands and private labels-branded merchandising, licensing, private labels, private labels as brands. Merchandise resources-manufacturers, merchant wholesale-distributors. Trade shows.

Unit IV Pricing 12 h

The financial aspects of merchandising-measures of productivity- productivity, turnover, stock-to-sales ratio, sales per square foot, space management. Retail pricing-markup. Mark downs, residue merchandise, maintain markup. Tactical price changes, managing mark downs, promotional pricing, deceptive pricing, resale price maintenance.

Unit V Store Layout 12 h

Store layout and merchandise presentation- store planning and design, Virtual and visual merchandising, store layout, fixtures, merchandise presentation, signs.




Text Books

- 1 Surjit, 2017. Apparel Merchandising. IBTW Publishers..
- 2 Colovic, 2016. Ergonomics in the garment industry. IBT W Publishers.

References

- 1 John Donnellan, 1996. Merchandise Buying and Management. Fairchild Publications, New York.
- 2 Paras Ram, 1990, Handbook of Import and Export Procedures. Government of Pakistan.
- 3 Ellen Diamond, 2005. Fashion Retailing: A Multi-Channel Approach- 2nd Editions. Prentice Hall.
- 4 Manmeet Sodhia, 2004. Fashion Marketing and Merchandising. Kalyani Publishers

		
Dr. N.G.P. Arts and Science College		
APPROVED		
BoS- 12 th	AC - 12 th	GB - 1 st
4/1/2022	23/3/22	28/3/2022



Course Code	Course Name	Category	L	T	P	Credit
202CF1A6DE	HOME TEXTILES	DSE	4	-	-	4

PREAMBLE

This course has been designed for students to learn and understand

- To learn the concepts of home textiles.
- To know the suitable home furnishing material.
- To gain the knowledge about recent trends in home textile.

COURSE OUTCOMES

On the successful completion of the course, students will be able to

CO Number	CO Statement	Knowledge Level
CO1	Introduction of various home textile fibers and fabrics	K2
CO2	Detailing about various coverings like wall coverings and floor coverings for aesthetic purpose and protection	K3
CO3	Analyze the methods and applications of functional finishes.	K3
CO4	Analyze the methods and applications of Special purpose finishes	K4
CO5	Analyze the Recent trends in finishing and Environmental pollution during chemical processing of textiles.	K5

MAPPING WITH PROGRAMME OUTCOMES

COs/POs	PO1	PO2	PO3	PO4	PO5
CO1	S	S	M	S	S
CO2	S	S	M	S	S
CO3	S	S	M	S	S
CO4	S	S	M	S	S
CO5	S	S	M	S	S

S Strong

M Medium

L Low



202CF1A6DE	HOME TEXTILES	SEMESTER VI
------------	---------------	-------------

Total Credits: 4

Total Instruction Hours: 60 h

Syllabus

Unit I Introduction 12 h

Introduction to home textiles- definition, types of home textiles .Role of fabric in interior furnishing. Various fibers used for home textiles.

Unit II Floor and wall coverings 12 h

Floor and wall coverings- definition of floor covering, types of floor covering - hard, soft, and resilient floor coverings, uses and care of floor covering, definition of wall covering, uses and care of wall coverings. Benefits of Coverings.

Unit III Door and window treatments 12 h

Door and window treatments- definition, size and parts of door and windows, definition - curtains and draperies, materials used for curtains and draperies. Types of curtains - draw, tailored, pleated, cafe curtains, three tire curtains. Type of draperies - swags.

Unit IV Soft furnishing 12 h

Soft furnishing for living and bedroom- definition for living and bedroom linens, types & designs of living and bedroom linens such as sofa, sofa covers, wall hangings, cushion/cushion covers, upholsteries, bolster and bolster covers, bed sheets, covers, blankets, blanket covers, comfort and comfort covers, bed spreads, mattress and mattress covers, pillow and pillow covers, pads, uses and care advantages and disadvantages.

Unit V Soft furnishing-Use & Care 12 h

Soft furnishing for kitchen, dining and bathroom- definition, types of kitchen linens, dish cloth, hand towels, fridge, mixer and grinder covers, their uses and care- definition for dinning. Bathroom linens - types, factors affecting the selection of table and bathroom linens, use and care. Construction of Terry towels.




Text Books

- 1 Gloria Nicol, 2005. "Readers Digest Quick and Easy Home Sewing Projects". Cico Books..
- M.K.Singh, 2007. "Textile Management at Home". Discovery
- 2 Publishing Home..

References

- 1 Pat A Jomes, 1999. "The complete photo guide to sewing". The Singer Company.
- 2 M.Pratap Rao, 2001. "Interior design principle and practice". N.C.Jain Publications
- Anne van Wagner, 1993. Childs Leisure Arts- Inc., Sew- no- more
- 3 Home Décor. Arkansas, U.S.A.
- GW James, 2003. "Indian Blankets and their makers". Abhishek
- 4 Publications

			Dr.N.G.P. Arts and Science College		
APPROVED					
BoS- 12 th		AC - 12 th		GB - 1 st	
4/1/2022		23/3/2022		28/3/2022	



Course Code	Course Name	Category	L	T	P	Credit
202CF1A6DF	DESIGN THINKING	DSE	4	-	-	4

PREAMBLE

This course has been designed for students to learn and understand

- To apply the stages of thing in designing
- To understand the different stages of thinking
- To Create ideas based on design directions.

COURSE OUTCOMES

On the successful completion of the course, students will be able to

CO Number	CO Statement	Knowledge Level
CO1	Explain the stage of thinking and its benefits	K2
CO2	Develop a design brief and research about the target groups	K3
CO3	Create ideas based on design directions , various themes, inspiration and references	K3
CO4	Elaborate thinking in images ,signs, shapes, proportions and words	K4
CO5	Develop prototype and implement it according to the stages of thinking	K4

MAPPING WITH PROGRAMME OUTCOMES

COs/POs	PO1	PO2	PO3	PO4	PO5
CO1	S	S	S	M	S
CO2	S	S	S	M	S
CO3	S	S	S	M	S
CO4	S	S	S	M	S
CO5	S	S	S	M	S

S Strong

M Medium

L Low



202CF1A6DF	DESIGN THINKING	SEMESTER VI
------------	-----------------	-------------

Total Credits: 4

Total Instruction Hours: 60 h

Syllabus

Unit I Design thinking 12 h

Design thinking -introduction of design thinking, variety of design thinking approach, benefits of design thinking, difference between traditional and design thinking. Designing for growth (journey mapping, value chain analysis, mind processing).

Unit II Research 12 h

Define - Design brief, objective, proportion. Research - identifying drivers, information gathering, target groups, sample and feedback. Concept-ethnography, visual thinking, divergent thinking, convergent thinking.

Unit III Idea generation 12 h

Idea generation - basic design directions, themes for thinking, identity insights, develop design criteria, visualization, inspiration and references, brainstorming, inclusion.

Unit IV Stages of design thinking 12 h

Stages of design thinking- design, research ideate, artificial intelligence, select, implement learn. Prototype-rapid prototyping, developing design, types of prototype, vocabulary, stages of implementation.

Unit V Refinement 12 h

Refinement - thinking in images, thinking in signs, thinking in shapes, thinking in proportion, thinking in colour appropriations, thinking in words, modifications.




Text Books

- 1 Fiona dieffen bancher, 2013. "Fashion thinking: Creative approach to the design process" AVA publication.
- 2 Alexander osterwalder, yuespignur, Gregory bernarda, 2014. "Value proportion design- john wiley& sons", Chandigarh.

References

- 1 Susan mellerjoosteiffers, 1991. "Textile Design". Thames And Hudson .
- 2 Payal Jain, 2005. "Fashion Studies". Ashish Gosalin for Har Anand Publications.
- 3 Gavin Ambrose, 2009. "Basics Design 08: Design Thinking". Fairchild Books.
- 4 Mrs. Usha Raj Kumar, 2006." Design Studies". Manmeet Sodhia.

			Dr.N.G.P. Arts and Science College		
			APPROVED		
BcS- 12 th	AC - 12 th	GB - 17 th			
4/1/2022	23/3/2022	28/3/2022			



Course Code	Course Name	Category	L	T	P	Credit
193BC1A6AA	INNOVATION, IPR AND ENTREPRENEURSHIP	AECC	2	-	-	2

PREAMBLE

This course has been designed for students to learn and understand

- The role of Entrepreneurship in Economic Development and basics of Intellectual Property Rights, Copy Right Laws, Trade Marks and Patents
- Ethical and professional aspects related to intellectual property law context
- Intellectual Property(IP) as an career option

COURSE OUTCOMES

On the successful completion of the course, students will be able to

CO Number	CO Statement	Knowledge Level
CO1	Understand the concept of innovation, IPR, entrepreneurship and its role in economic development	K2
CO2	Know the value , purpose and process of Patent	K2
CO3	Understand the basics of trademarks and industrial designs	K2
CO4	Acquire knowledge about copyright and copyright law	K2
CO5	Identify Geographical Indications	K2

MAPPING WITH PROGRAMME OUTCOMES

COs/POs	PO1	PO2	PO3	PO4	PO5
CO1	S	M	M	M	M
CO2	S	M	M	M	M
CO3	S	M	M	M	M
CO4	S	M	M	M	M
CO5	S	M	M	M	M

S Strong

M Medium

L Low



Dr. NGPASC

COIMBATORE | INDIA

B.Sc. CDF (Students admitted during the AY 2021-22)

193BC1A6AA	INNOVATION, IPR AND ENTREPRENEURSHIP	SEMESTER VI
------------	---	-------------

Total Credits: 2

Total Instruction Hours: 24 h

Syllabus

Unit I Introduction to Innovation, IPR and Entrepreneurship 05 h

Meaning of Creativity, Invention and innovation - Types of Innovation - Introduction and the need for Intellectual Property Right (IPR) - Kinds of IPR - National IPR Policy. Entrepreneurs-Concept, characteristics, Functions, need and types, Entrepreneurial decision process. Role of Entrepreneurship in Economic Development.

Case Study: Jayabharati Viswanath: A case of Ladel to Leather.

Unit II Patents 05 h

Introduction and origin of Patent System in India- Conceptual Principles of Patent Law in India - Process for obtaining patent - Rights granted to a Patentee - Infringement of Patent.

Case Study: When Google was used for Patent Infringement.

Unit III Trademarks 05 h

Origin of Trade Marks System - Types - Functions - Distinctiveness and Trademarks - Meaning of Good Trademark - Rights granted by Registration of Trademarks - Infringement of trademark.

Case Study: Trademark mismanagement by Cadbury's.

Unit IV Copyright 05 h

Introduction and Evolution of Copyright - Objectives and fundamentals of Copyright Law - Requirements for Copyrights - Works protectable under Copyrights - Authorship and Ownership - Rights of Authors and Copyright owners - Infringement of Copyright.

Case Study: Copyright Case of Napster and Grokster.

Unit V Geographical Indications 04 h

Introduction and Concept of Geographical Indications - History - Administrative Mechanism - Benefits of Geographical Indications - Infringement of registered Geographical Indication.

Case Study: The story of the Tirupati Laddu.

Note:Case studies related to the above topics to be discussed (Examined internal only)




Text Book


- 1 Nithyananda, K V. 2019, "Intellectual Property Rights, Protection and Management", Cengage Learning India Private Limited, New Delhi, India.
- 2 Dr. S. S. Khanka, 2020, "Entrepreneurial Development", S Chand and Company Limited, New Delhi, India.

References

- 1 Ahuja, V K. 2017, "Law relating to Intellectual Property Rights", 3rd Edition, Lexis Nexis, Gurgaon, India.
- 2 Neeraj, P., & Khusdeep, D., 2014, "Intellectual Property Rights", 1st Edition, PHI Learning Private Limited, New Delhi, India.
- 3 <http://www.bdu.ac.in/cells/ipr/docs/ipr-eng-ebook.pdf>.
- 4 <https://knowledgentia.com/knowledgate>.


 BoS Chairman/HoD
 Department of Costume Design & Fashion
 Dr. N. G. P. Arts and Science College
 Coimbatore – 641 048

 Dr.N.G.P Arts and Science College		
APPROVED		
BoS- 12 th	AC - 12 th	GB - 1 st
4.01.2022	23.3.2022	28/3/2022





UNIVERSITY OF CALIFORNIA		
LIBRARY		
DATE	BY	NO.
1971	10/11	10/11
10/11/71	10/11/71	10/11/71